

*PLATINA*



*PLATINA*

**Bajaj Auto Limited**  
Akurdi Pune 411 035 India  
Tel +91 20 27472851  
Fax +91 20 27407385  
[www.bajajauto.com](http://www.bajajauto.com)  
CIN L65993PN2007PLC130076

# Spare Parts Catalogue



## Notice

---

*PLATINA*

All information contained in this manual is based on the latest product information at the time of publication. Bajaj Auto Limited accepts no liability for any inaccuracies or omissions in this publication, although every possible care has been taken to make it as complete and accurate as possible. All procedures and specifications subject to change without prior notice. The right is reserved to make such changes at any time without prior notice and without incurring an obligation to make such changes to product manufactured previously. Contact your authorized Bajaj Dealer for the latest information on product improvements incorporated after this manual was issued.

**DOC. NO.: 71112147**

**REV. 05, SEPT. 16**

Copy rights : All rights reserved. No part of this publication may be reproduced, stored in a retrieval system, Or transmitted in any form or by any means, electronic mechanical photocopying, recording or otherwise, without the prior written permission of Bajaj Auto LTD.

---

We have pleasure in presenting the Spare Parts Catalogue for 'PLATINA 100 ES & KS' Motorcycle. This catalogue has been specially designed to assist you in selecting the correct parts for procurement to maintain 100% availability.

The Bajaj spares are subjected to the stringent quality control standards to ensure longer life of the vehicle. It is therefore necessary that only the Genuine Bajaj Spares are used.

In a continual effort to improve Performance and Efficiency of the vehicles, Specifications, Diagrams, Illustrations and Part Numbers can change without notice. Consequently, the description in this Spare Parts Catalogue cannot therefore be final and binding on us.

The modifications / alterations which are carried out after the issue of this catalogue, will be conveyed to you through our Service Circulars. You are requested to make necessary corrections in the Parts Catalogue as per the circulars so as to keep your catalogue up-to-date. This will ensure the appropriate and speedy delivery of the Spare Parts as the order placed will bear the latest part numbers.

In case, if you need any technical assistance contact the concerned Regional Office or write to us on the following address :

### **Bajaj Auto Limited**

#### **Service Department**

Akurdi, Pune 411 035 India

Phone : 020-27406557

Fax : 020-27407385

- 1. How to Read the Catalogue :** Open the catalogue and from the pictorial index locate the group in which the part you want to find is present. Turn over to the concerned page number (as given by pictorial index). Now find out the figure of the part you wish to order. Write down the part number against that particular figure number from the text.

In case, if you have the part number and you need the other details, the part index can be used. The part index (at the end of the catalogue) will give you the figure and page number of the part you wish to order.

- 2. How to Order Spare Parts :** The part number and the description of the part required should be invariably mentioned in the order as per the catalogue text.

The latest part number as conveyed through our service circulars should only appear on the order. In case of ordering painted components, colour shade of the components should be mentioned.

The quantity shown against the part number is the quantity per vehicle for that group so that particular quantity should be multiplied by the number of sets required.

- 3. Part Number System :** We have used 8 digit system for part numbers. The model or hardware item is indicated by first two digits or alphanumeric, the next two or four digits indicate main group and the last four or two digits indicate serial number in main group or serial number or subgroup of fastener respectively. Thus the part numbers will be indicated by 2-2-4 or 2-4-2 digit system. Understanding this system will enable you to identify the spare parts easily.

- 4. Abbreviations :** The following abbreviations are used in this catalogue.

Assly	Assembly	V	Volts
N.I.	Not illustrated	W	Watts
C'case	Crankcase	Accl.	Accelerator
Cyl	Cylinder	Comp.	Complete
O/s	Over size	Fr.	Front
RR	Rear	Std.	Standard
L	Length	A/t.	Alternate
R.H.	Right hand	L.H.	Left hand
Hex.	Hexagonal	AR	As required

## Revision No. &amp; Change Details



REV. NO., MM YY	PART NUMBER	SHORT DESCRIPTION	QTY.	SR. NO.	PAGE NO.	A: Add D: Delete C: Change	Reason for change
01 JAN 15	DG121040	Clamp	1	8	2	C	In place of DG121025
	LAJ00002	Stud	2	6	4	C	In place of JA511028
	39260801	O-Ring	1	4	4	C	Qty changed from 3 to 1
	PA521214	Snap Ring	2	6	10	C	Changed from JB521211
	JA551008	Washer Thrust	1	15	14	C	Changed from JA551208
	JA561002	Cam Drum Change	1	5	16	C	Changed from JD561002
	BF561219	Bolt	1	4	18	C	Changed from 39081715
	PA561207	Step Washer	1	7	18	D	Deleted
	39245304	Bolt	1	9	18	C	Changed from BF561219
	JA541011	Needle Roller Bearing	1	3	20	C	Changed from 39256220
	52JA0027	Stud	1	10	20	D	Deleted
	JA541235	Bolt	1	11	20	C	Changed serial no.
	JE541028	Pin	1	12	20	C	Changed serial no.
	59040038	Bolt Flanged	8	12	22	C	Change in qty.
	59040038	Bolt Flanged	9	2	30	C	Change in qty.
	PF541251	Gear Shift Label	1	9	30	C	Change in serial no.
	JD551400	Spacer Clutch Assly	1	11	32	D	Deleted
	JA551420	Washer Plain	1	12	32	C	Change in serial no.
	39100120	Bearing Ball	1	13	32	C	Change in serial no.
	JA531007	Nut Crankshaft	1	14	32	C	Change in serial no.
	JE551409	Washer	1	15	32	C	Change in serial no.
	PF581052	Tube Connecting	1	6	36	C	Changed from PF581050
	DG121040	Clip	1	11	36	C	Changed from DG121025
	DG121025	Clip	1	13	36	C	Changed from DG121040
	LAD00001	Bolt Flanged	3	3	46	C	Changed from LAD00002
	LAD00121	Bolt Flanged	1	4	46	C	Changed from LAD00001
	30181011	Nut Fork	1	2	48	C	Changed from DH181056
	39093915	Nut Hex	1	16	50	C	Changed from Jk122008
	KDCB0816	Washer Spring	2	6	52	C	Change in qty.

## Revision No. &amp; Change Details



REV. NO., MM YY	PART NUMBER	SHORT DESCRIPTION	QTY.	SR. NO.	PAGE NO.	A: Add D: Delete C: Change	Reason for change	
	KADF0625	Bolt Hex	4	2	54	C	Changed from LAD00113	
	KADF0610	Bolt Flanged	1	7	54	C	Changed from KADA0610	
	31151021	Coupling Rubber	4	6	62	C	Change in qty	
	PF151015	Handle Bar	1	2	66	C	Changed from Jz151070	
	DS141009	Cap Fuel Tank	1	1	72	C	Changed from Jz171004	
	JZ171829	Tube Fuel	1	10	72	C	Changed from JI171035	
	DU161119	Screw	2	10	74	A	Added	
	KBCC0514	Screw	1	5	78	A	Added	
	KADC0610	Bolt	2	3	80	C	Changed from 39150811	
	39150811	Washer	2	6	80	A	Added	
	KCGD0606	Nut Hex	5	7	86	C	Change in qty.	
	KADA0610	Bolt	2	18	86	C	Added	
	39106204	Bolt - Earing cable	1	18	88	A	Added	
	LAD00127	Bolt	1	19	88	A	Added	
	KADF0816	Bolt	4	2	92	C	Change in qty.	
	LAD00001	Bolt Flanged	1	3	92	D	Deleted	
	LCG00001	Nut Hex	1	4	92	D	Deleted	
	PF231413	Grab handle	1	9	92	D	Deleted	
	KACA0822	Bolt	4	10	92	C	Change in serial no.	
	PF111092	Cap Tube End	2	8	48	A		
	PF111096	Cap for Tube End	1	9	48	A		
	JZ111292	Frame Tape	1	10	48	A		
02 APR 15	PF111060	Frame Assembly	1	1	48	C	Changed from Pf111100	
	PF161013	Pipe Throttle	1	22	66	D	Deleted	
	PA621005	Gear Kick Pinion	1	7	26	C	Changed from Pf621004	
	---	---	--	--	--	--	Addition of KS & Silver colour parts	
03 JUN 16	30141039	Packing Fuel Cock	1	19	72	A		
		Platina Upgrade Models Parts added.						
04 SEP 16	PF121090	Outer Tube RH	1	3	70	D	Deleted	





## Index

PLATINA

Plate No.	Description	Page No.
1	Cover Cylinder Head	2
2	Cylinder Head	4
3	Valve	6
4	Camshaft / Tensioner	8
5	Cylinder and Piston	10
6	Crankshaft	12
7	Transmission	14
8	Change Drum / Shift Fork	16
9	Gear Change Mechanism	18
10	Engine Assly / Crankcase RH	20
11	Crankcase LH	22
12	Oil Pump	24
13	Kick Starter Mechanism	26
14	Cover Clutch	28
15	Cover Magneto	30
16	Clutch Assly	32
17	Carburettor Assembly	34
18	Air Cleaner Complete	36
19	Silencer Assly	38
20	Starter Assly	40
21	Magneto, C.D.I. & H.T. Coil	42
22	Seat Assly / Seat Lock	44
23	Engine Mountings	46
24	Frame and Frame Fitting	48
25	Swing Arm/Rear Shock Absorber	50
26	Foot Rest - Rider / Pillion	52
27	Mudguard- Front & Rear	54
28	Stand Assembly	56
29	Tyre/ Tube / Rim	58
30	Front Hub	60

## Index

PLATINA

Plate No.	Description	Page No.
31	Rear Hub	62
32	Rear Brake Pedal	64
33	Handle Bar Assly	66-68
34	Front Fork	70
35	Petrol Tank, Cap Tank & Gauge Fuel	72
36	Fittings - Side Cover & Cover Seat	74
37	Meter Assly	76
38	Control Cables	78
39	Chain Case	80
40	Head Lamp & Fairing	82
41	Indicator Light Assly	84
42	Tail Lamp Assly / Front No. Plate	86
43	Electrical Equipments	88
44	Tool Kit	90
45	Accessories / Grab Handle	92
46	Painted Parts & Decals	94-98
	Kits List	99-103
	Part Index	104-116

# Pictorial Index

*PLATINA*

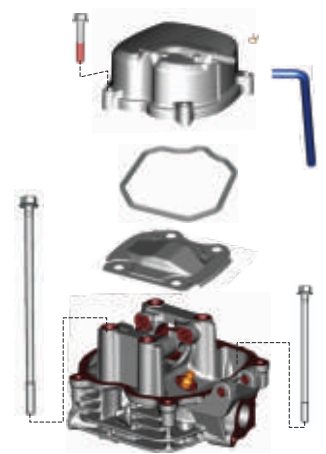
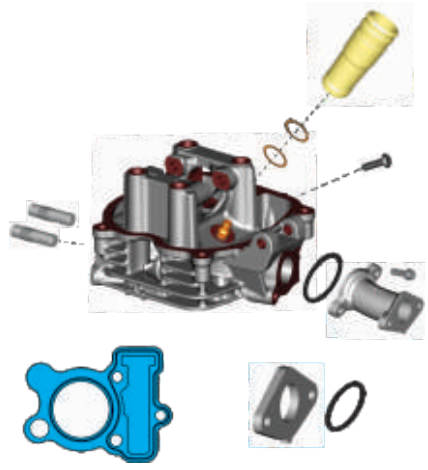


PLATE NO. : 1 COVER CYLINDER HEAD	PAGE NO. 2	PLATE NO. : 2 CYLINDER HEAD	PAGE NO. 4
			

PLATE NO. : 3 VALVE	PAGE NO. 6	PLATE NO. : 4 CAMSHAFT / TENSIONER	PAGE NO. 8
			

# Pictorial Index

*PLATINA*

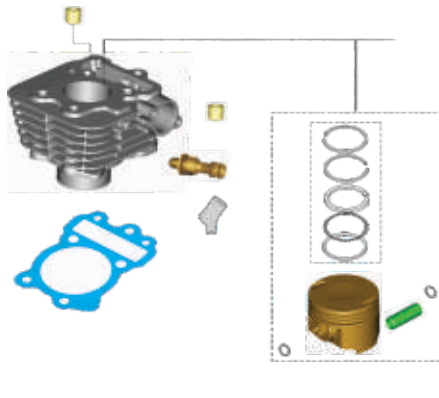
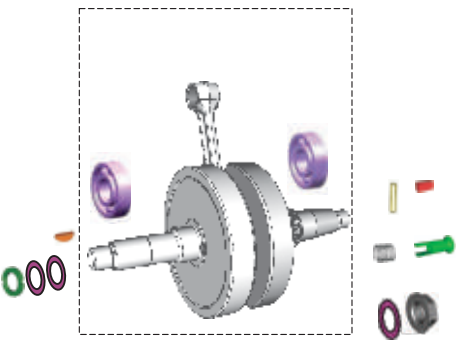


PLATE NO. : 5 CYLINDER & PISTON	PAGE NO. 10	PLATE NO. : 6 CRANKSHAFT	PAGE NO. 12
			

PLATE NO. : 7 TRANSMISSION	PAGE NO. 14	PLATE NO. : 8 CHANGE DRUM / SHIFT FORK	PAGE NO. 16
			

# Pictorial Index

*PUTINA*

PLATE NO. : 9 GEAR CHANGE MECHANISM	PAGE NO. 18

PLATE NO. : 10 ENGINE ASSLY & CRANKCASE RH	PAGE NO. 20

PLATE NO. : 11 CRANKCASE LH	PAGE NO. 22

PLATE NO. : 12 OIL PUMP	PAGE NO. 24

# Pictorial Index

*PUTINA*

PLATE NO. : 13 KICK STARTER MECHANISM	PAGE NO. 26

PLATE NO. : 14 COVER CLUTCH	PAGE NO. 28

PLATE NO. : 15 COVER MAGNETO	PAGE NO. 30

PLATE NO. : 16 CLUTCH ASSLY	PAGE NO. 32

# Pictorial Index

*PLATINA*

PLATE NO. : 17 CARBURETTOR	PAGE NO. 34

PLATE NO. : 18 AIR CLEANER COMPLETE	PAGE NO. 36

PLATE NO. : 19 SILENCER ASSLY	PAGE NO. 38

PLATE NO. : 20 STARTER ASSLY	PAGE NO. 40

# Pictorial Index

*PLATINA*

PLATE NO. : 21 MAGNETO, C.D.I. & H.T. COIL	PAGE NO. 42

PLATE NO. : 22 SEAT ASSLY / SEAT LOCK	PAGE NO. 44

PLATE NO. : 23 ENGINE MOUNTINGS	PAGE NO. 46

PLATE NO. : 24 FRAME & FRAME FITTINGS	PAGE NO. 48



# Pictorial Index

*PUTINA*

PLATE NO. : 25 SWING ARM/REAR SHOCK ABSORBER	PAGE NO. 50

PLATE NO. : 26 FOOT REST - RIDER / PILLION	PAGE NO. 52

PLATE NO. : 27 MUDGUARD- FRONT & REAR	PAGE NO. 54

PLATE NO. : 28 STAND ASSEMBLY	PAGE NO. 56

# Pictorial Index

*PUTINA*

PLATE NO. : 29 TYRE/ TUBE / RIM	PAGE NO. 58

PLATE NO. : 30 FRONT HUB	PAGE NO. 60

PLATE NO. : 31 REAR HUB	PAGE NO. 62

PLATE NO. : 32 REAR BRAKE PEDAL	PAGE NO. 64

# Pictorial Index

*PLATINA*

PLATE NO. : 33  
HANDLE BAR ASSLY

PAGE NO.  
66-68

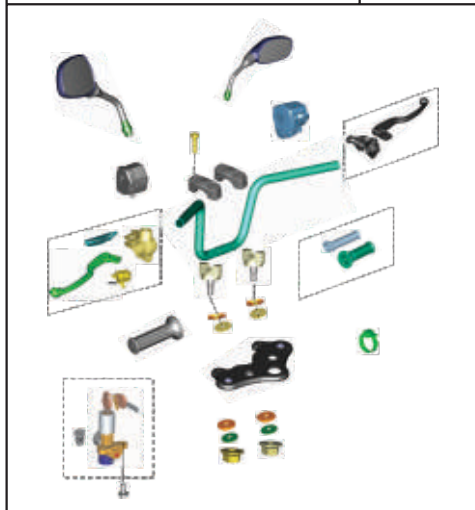


PLATE NO. : 34  
FRONT FORK

PAGE NO.  
70

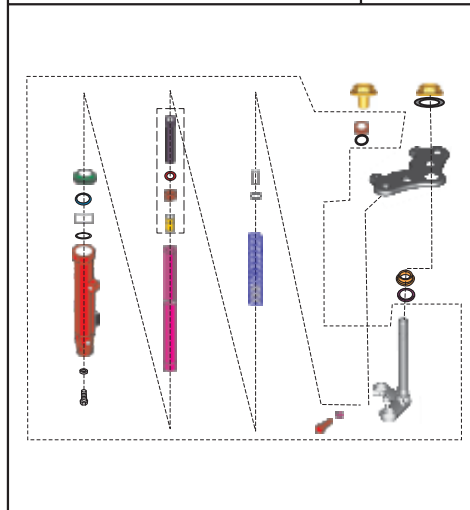


PLATE NO. : 35  
P.TANK, CAP TANK & GAUGE FUEL

PAGE NO.  
72

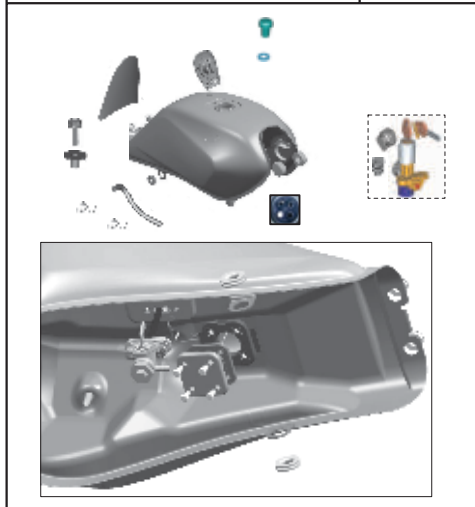


PLATE NO. : 36  
FITTINGS - SIDE COVERS & SEAT COWL

PAGE NO.  
74



# Pictorial Index

*PLATINA*

PLATE NO. : 37  
METER ASSEMBLY

PAGE NO.  
76

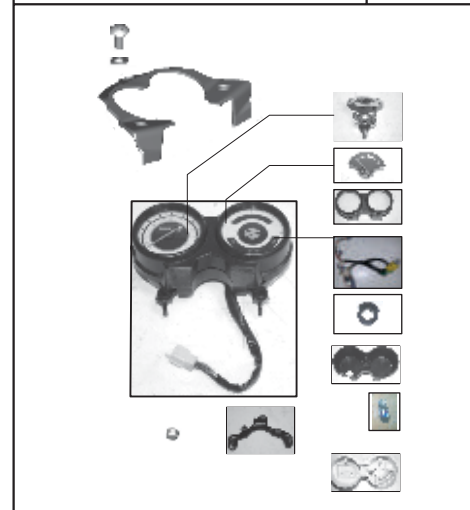


PLATE NO. : 38  
CABLES

PAGE NO.  
78



PLATE NO. : 39  
CHAIN CASE

PAGE NO.  
80



PLATE NO. : 40  
HEAD LAMP & FAIRING

PAGE NO.  
82



# Pictorial Index

*PLATINA*

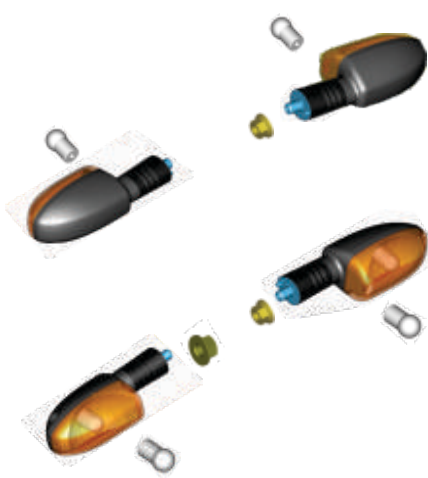
PLATE NO. : 41 INDICATOR LIGHT ASSEMBLY	PAGE NO. 84
	


PLATE NO. : 42 TAIL LAMP ASSEMBLY / NUMBER PLATE	PAGE NO. 86
	

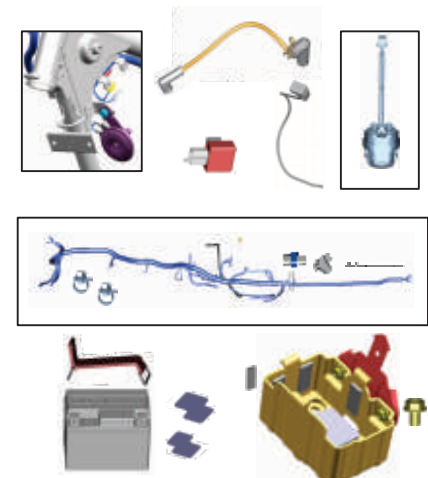
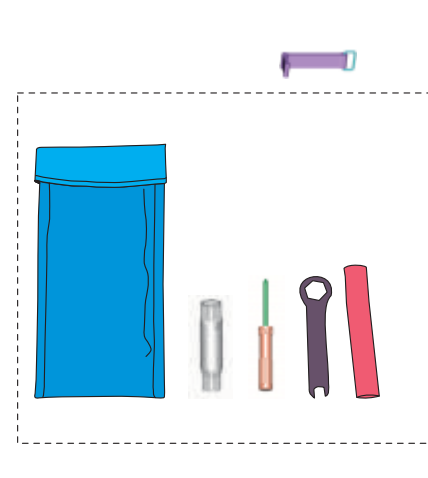
PLATE NO. : 43 ELECTRICAL EQUIPMENTS	PAGE NO. 88
	

PLATE NO. : 44 TOOL KIT	PAGE NO. 90
	

# Pictorial Index

*PLATINA*




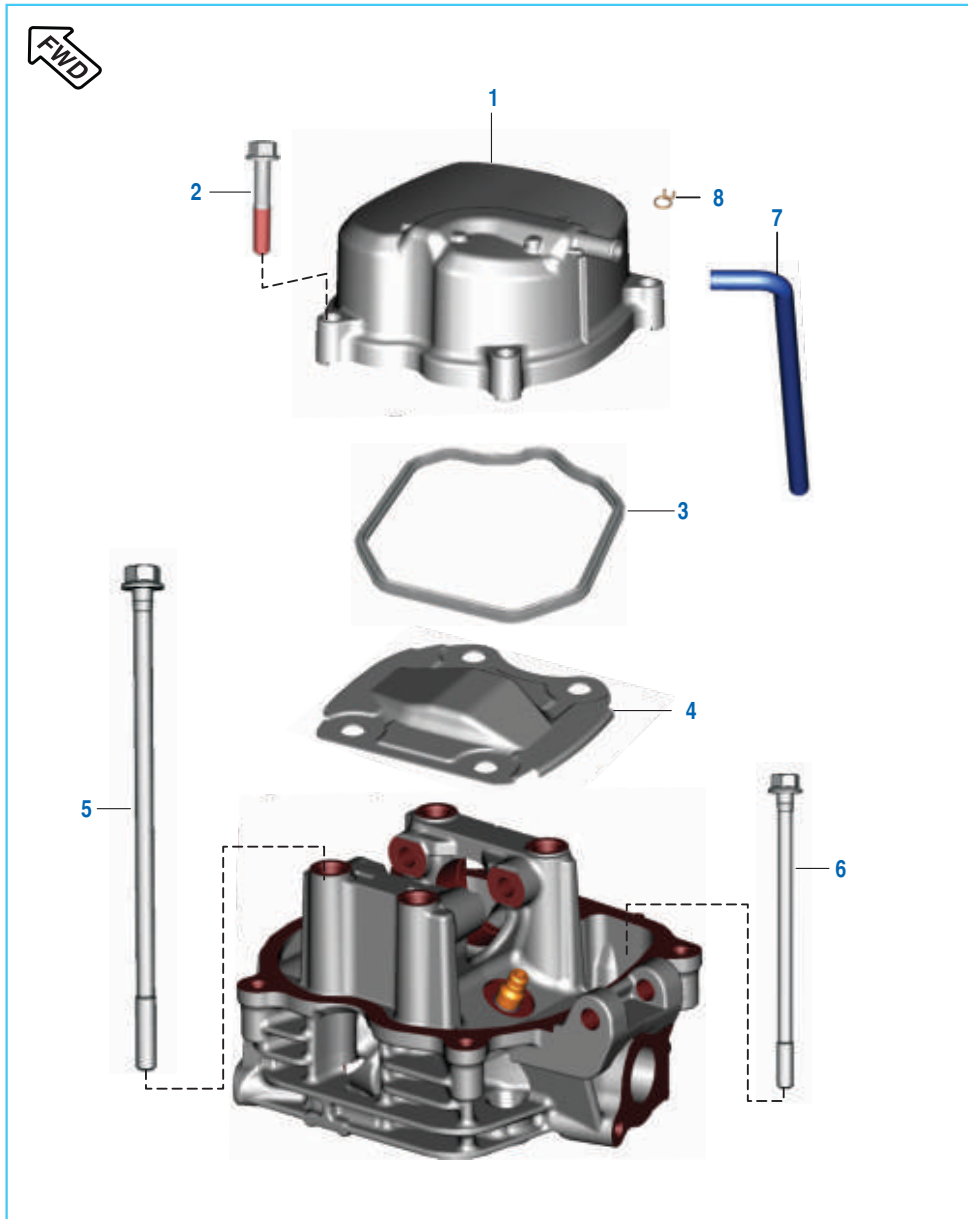
PLATE NO. : 45 ACCESSORIES / GRAB HANDLE	PAGE NO. 92
	

PLATE NO. : 46 PAINTED PARTS AND DECALS	PAGE NO. 94-96
	

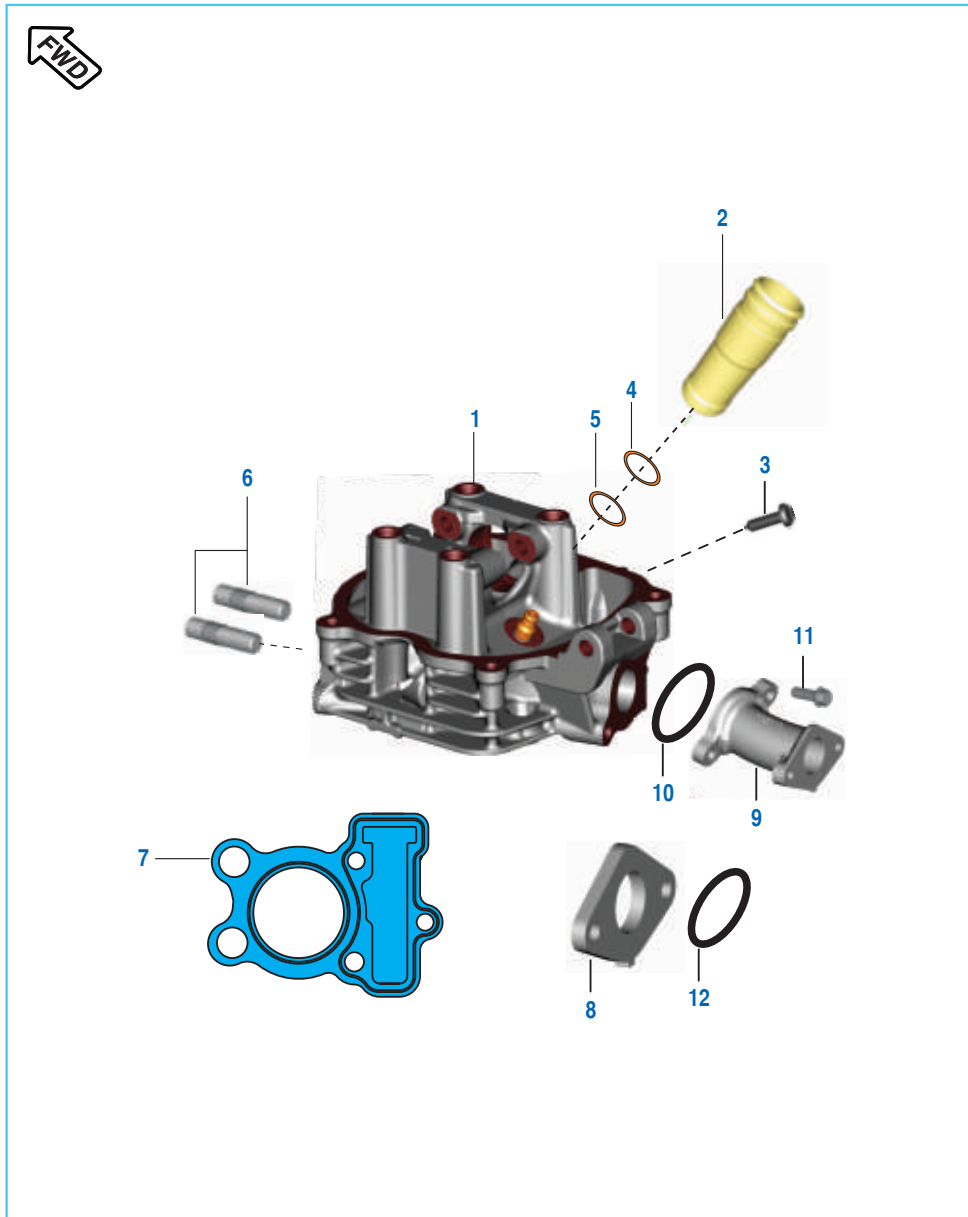
	

Cover Cylinder Head



No.	Part No.	Description	Qty.		Remarks
			(ES)	(KS)	
1	JV 5110 13	Cover Cylinder Head Complete	1	1	With Gasket
2	59 0400 38	Flanged Bolt	4	4	
3	JV 5110 12	Gasket Cylinder Head Cover	1	1	
4	JV 5110 11	Plate Cylinder Head	1	1	
5	JB 5110 11	Bolt Head Mounting	4	4	
6	JB 5110 15	Bolt Head Mtg	1	1	
7	PF 5810 47	Tube Breather	1	1	
8	DG 1210 40	Clamp	2	2	

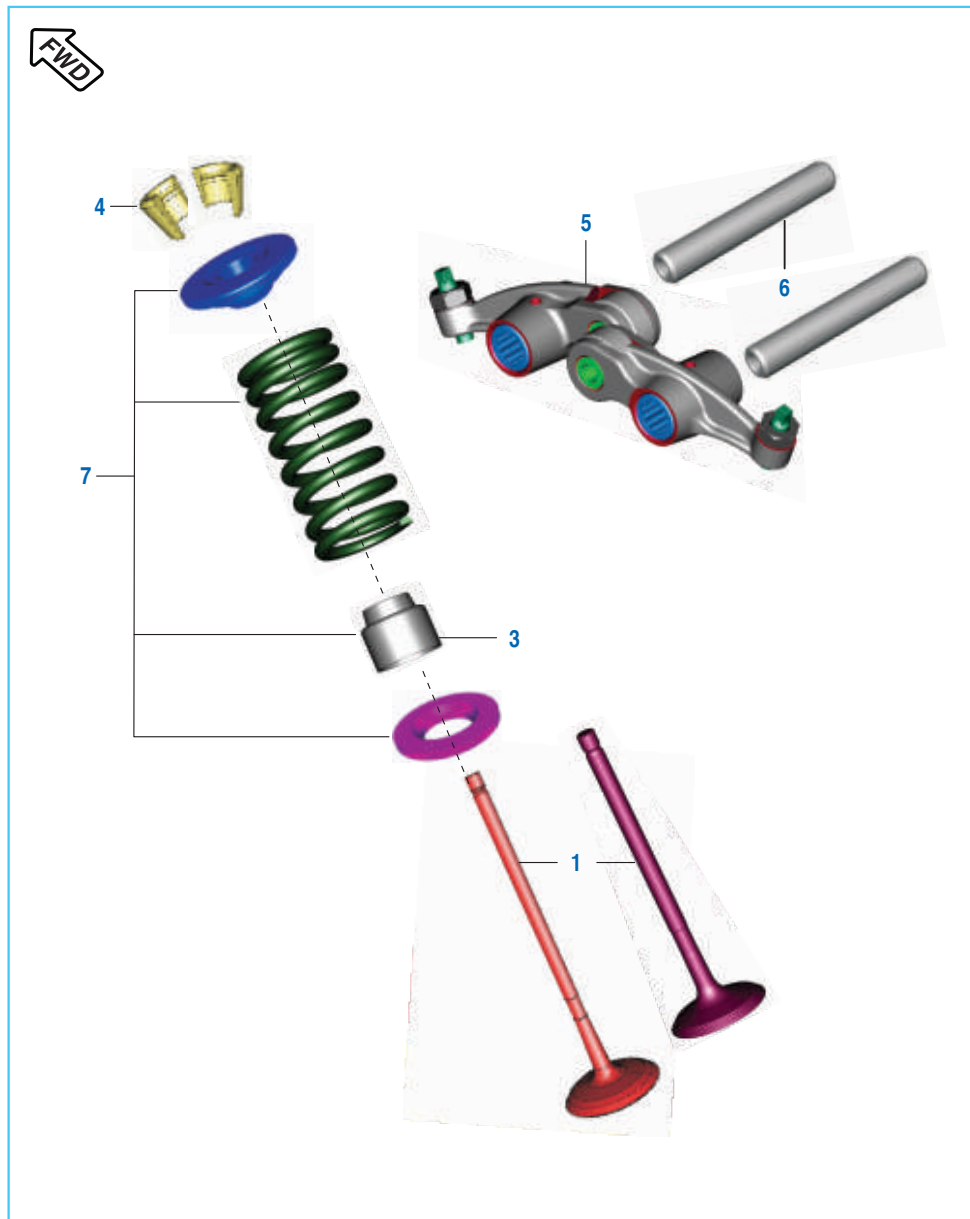
Cylinder Head



No.	Part No.	Description	Qty.		Remarks
			(ES)	(KS)	
1	36 PF00 44	Kit Assly Cylinder Head	1	1	Refer Page No. 97
2	PF 5110 61	Sleeve Spark Plug	1	1	
3	39 2608 01	Screw - Grub - M5X0.8X7	1	1	
4	39 1283 21	Ring - 'O'	1	1	
5	39 2629 21	O-Ring	1	1	
6	LA J000 02	Stud M8X1.25X41L	2	2	
7	JB 5110 19	Gasket Cylinder Head	1	1	
8	PA 5812 24	Insulator Carb PTE-16	1	1	
9	PF 5814 10	Manifold Intake	1	1	
10	39 2539 21	O-Ring	1	1	
11	JA 5814 06	Bolt Flange M6X1X25L	4	4	
12	JB 5812 72	Seal O Ring Insulator Disco-M	1	1	

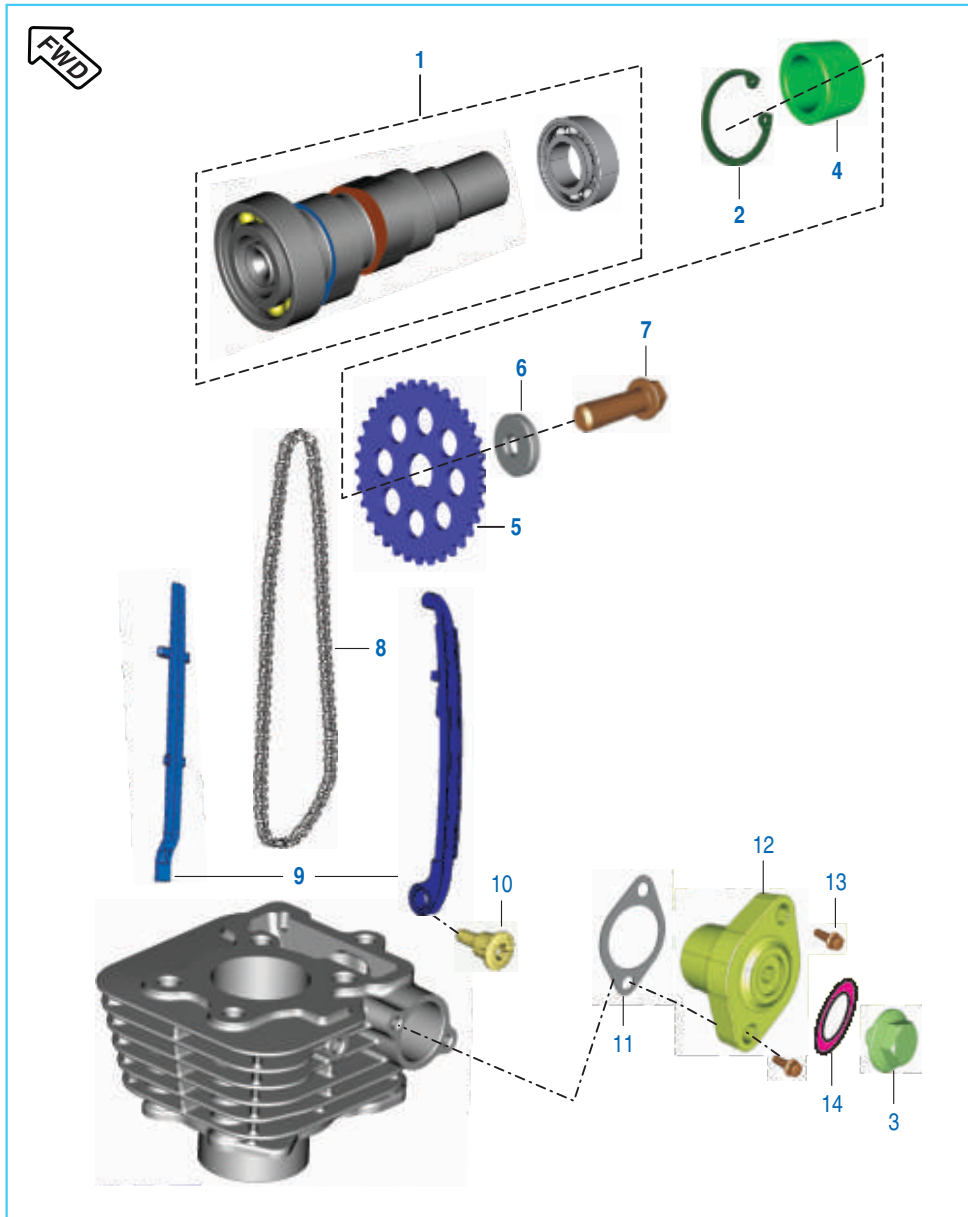


Valve



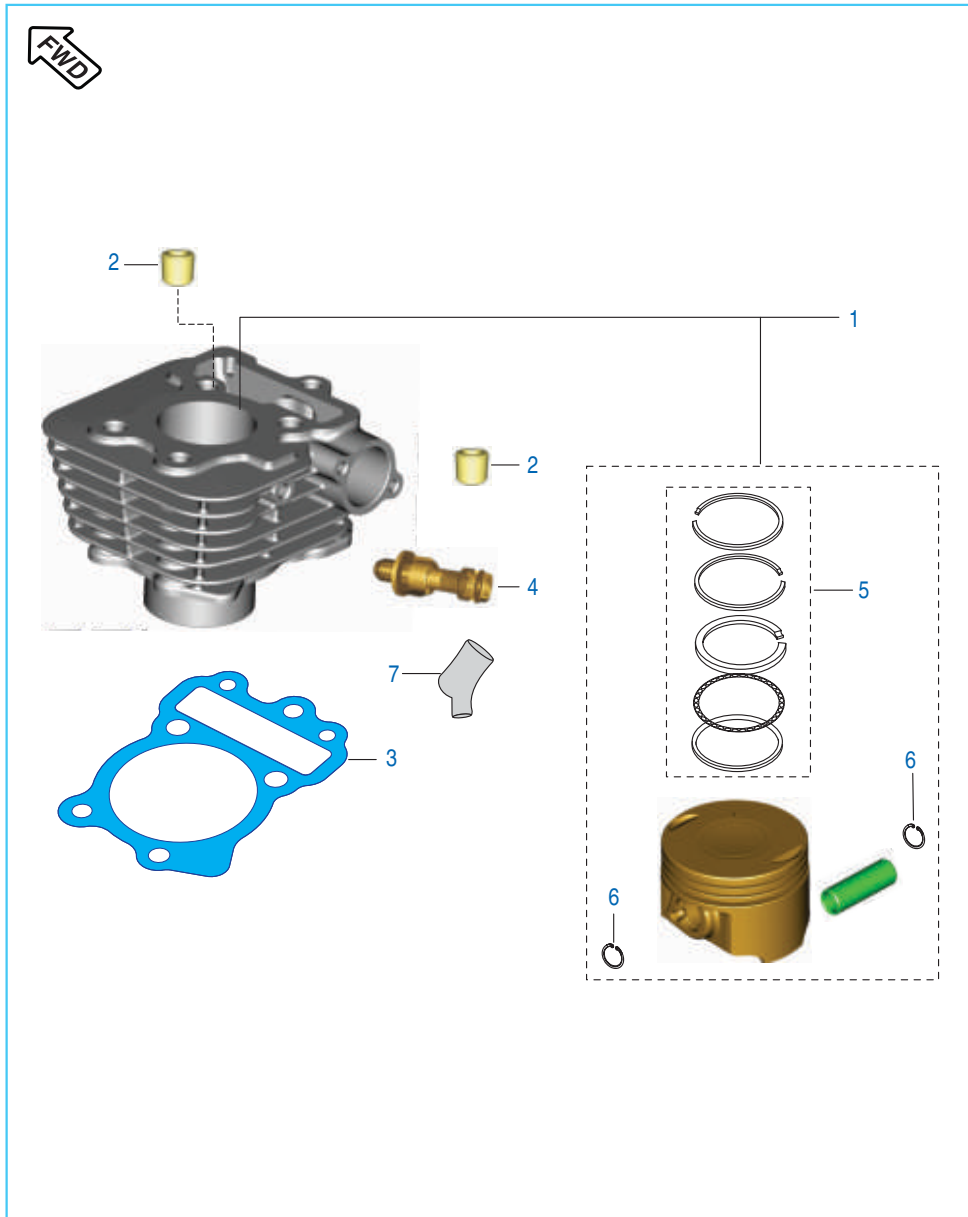
No.	Part No.	Description	Qty.		Remarks
			(ES)	(KS)	
1	36 PF00 48	Kit Valve Intake + Exhaust	1	1	Refer page no. 97
2	36 PF00 47	Kit Valve Repair	1	1	Refer page no. 97
3	39 2017 19	Seal - Oil	2	2	
4	DG 1010 29	Cottor Valve	4	4	
5	DU 1011 90	Assly Rocker Arm Assly	2	2	
6	JA 5112 11	Shaft Rocker Arm Intake	2	2	

Camshaft / Tensioner



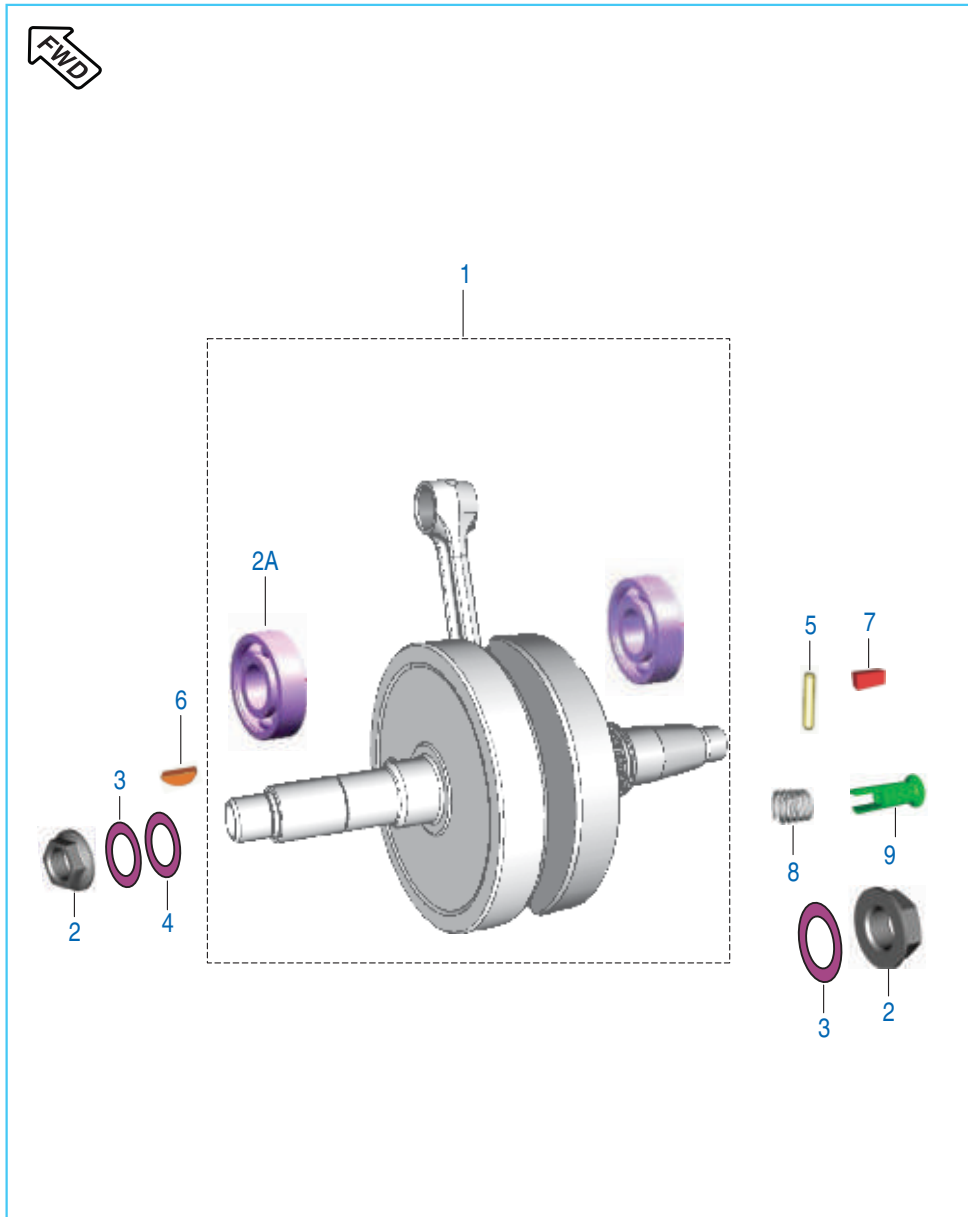
No.	Part No.	Description	Qty.		Remarks
			(ES)	(KS)	
1	PF 5112 09	Assembly Camshaft	1	1	With Bearings
	PF 5112 10	Assembly Camshaft	1	1	ComforTec June 16
2	39 0594 17	Circlip - Internal	1	1	
3	JA 5210 18	Bolt Tensioner	1	1	
4	JA 5112 16	Spacer Cam Sprocket	1	1	
5	PF 5112 03	Sprocket Cam	1	1	
6	DH 1010 48	Washer- Special: Camshaft	1	1	
7	59 0400 31	Bolt Hex Socket Head Cap	1	1	
8	DS 1099 05	Cam Chain 94 Links	1	1	
9	36 PF00 61	Kit Chain Guide	1	1	Refer Page No. 97
10	DH 1013 92	Tensioner Pivot Bolt	1	1	
11	CS 1011 28	Gasket	1	1	
12	JE 5210 16	Chain Tensioner	1	1	
13	JA 5210 19	Bolt	2	2	
14	39 2669 21	Ring - 'O' (ID 10.15X1.5)	1	1	

Cylinder and Piston



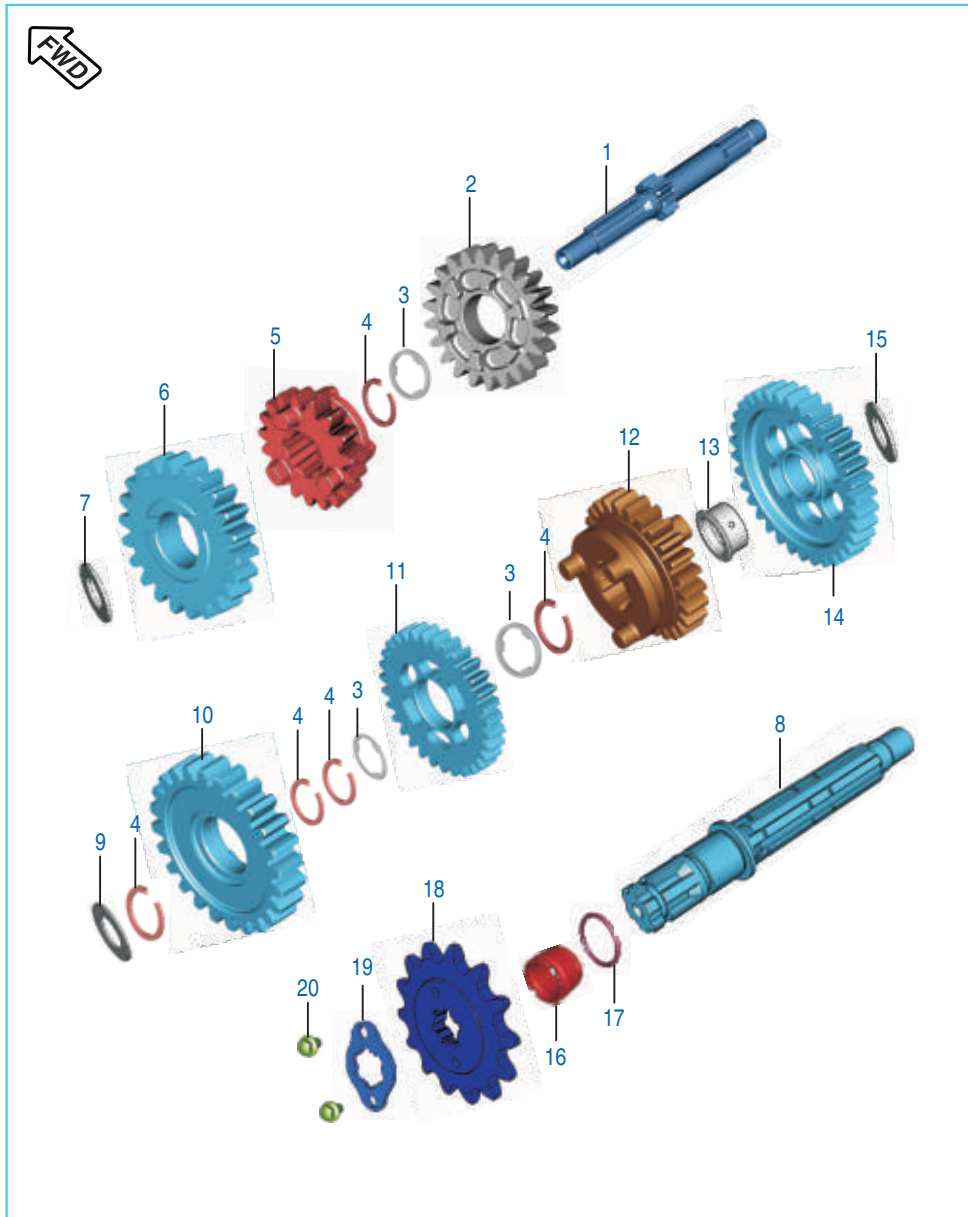
No.	Part No.	Description	Qty.		Remarks
			(ES)	(KS)	
1	36 PF00 45	Kit Block Piston	1	1	Refer page no. 97
2	39 1000 06	Pin - Hollow Dowel	2	2	
3	JD 5210 02	Gasket Cylinder Block	1	1	
4	JW 3514 00	Thermal Sensor	1	1	
5	36 PF00 62	Kit Piston Ring	1	1	Refer page no. 98
6	PA 5212 14	Pin Snap	2	2	
7	JB 4022 02	Grommet - Thermal sensor	1	1	

Crankshaft



No.	Part No.	Description	Qty.		Remarks
			(ES)	(KS)	
1	PF 5310 11	Crankshaft Assembly	1	1	
2	59 1500 14	Nut Flange	2	2	
2A	JE 5310 01	Bearing Ball	2	2	
3	59 1200 03	Washer Belleville	2	2	
4	59 1100 08	Washer	1	1	
5	JA 5310 15	Pin(C/S Plunger)	1	1	
6	31 1011 73	Key -Woodruff	1	1	
7	DS 1011 54	Key	1	1	
8	JA 5310 12	Spring	1	1	
9	JB 5310 21	Plunger Oil Crankshaft	1	1	

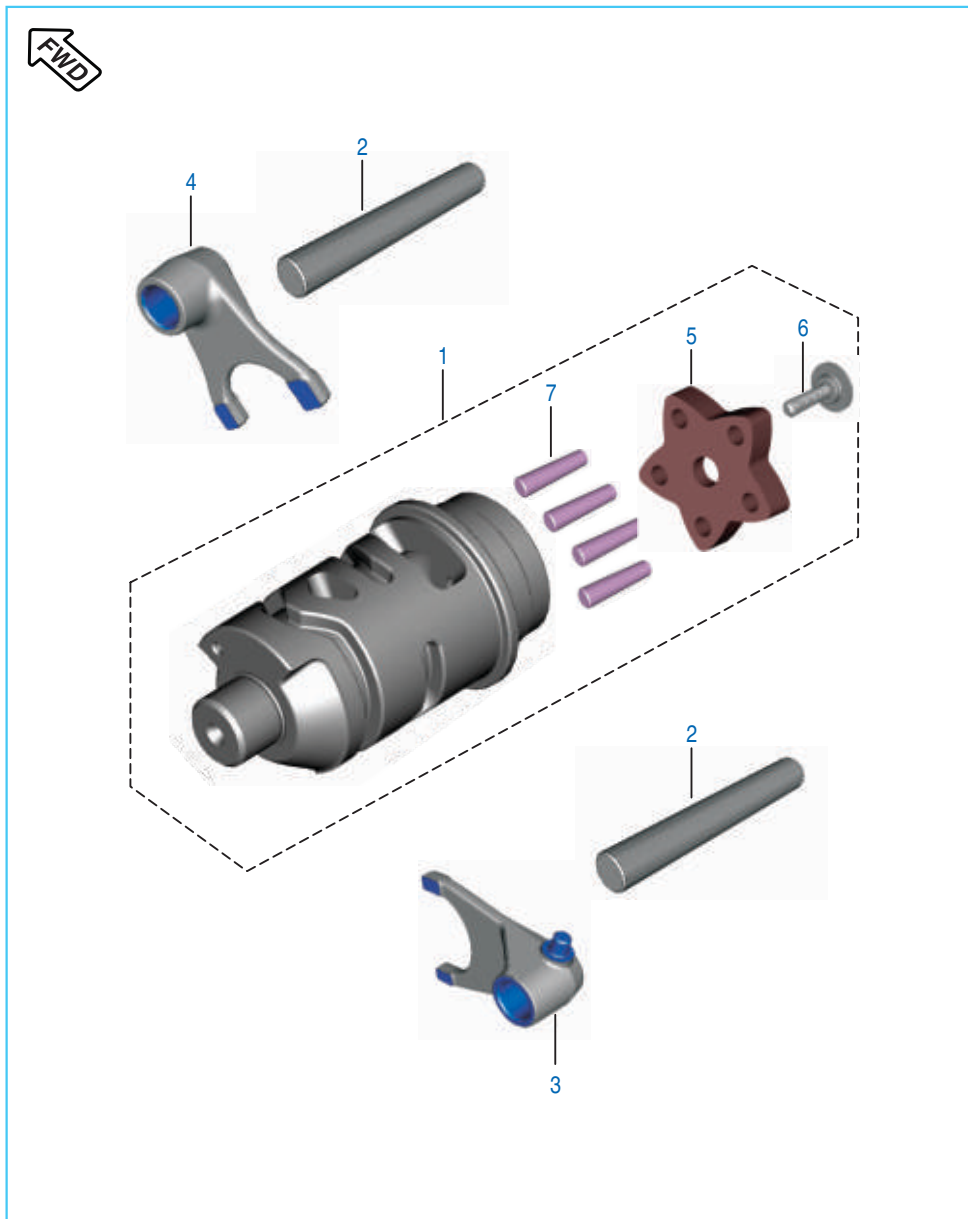
Transmission



No.	Part No.	Description	Qty.		Remarks
			(ES)	(KS)	
1	PA 5510 02	Shaft Input	1	1	
2	PA 5512 07	Gear 4th Drive	1	1	
3	JA 5510 02	Spline Washer	3	3	
4	39 0987 17	Ring - Snap	5	5	
5	PF 5512 01	Gear 3rd Drive	1	1	
6	PF 5512 00	Gear 2nd Drive	1	1	
7	JA 5510 04	Washer Thrust 2nd Drive	1	1	
8	PF 5510 03	Shaft Output	1	1	
9	PF 5512 06	Washer Gear 2nd Driven	1	1	
10	PF 5512 03	Gear 2nd Driven	1	1	
11	PF 5512 04	Gear 3rd Driven	1	1	
12	PA 5512 06	Gear 4th Driven	1	1	
13	JZ 5512 05	Bush 1st Driven	1	1	
14	PA 5512 05	Gear 1st Driven	1	1	
15	JA 5510 08	Washer Thrust	1	1	
16	JA 5510 09	Collar Sprocket Drive	1	1	
17	59 2100 24	O-Ring	1	1	
18	JB 5510 00	Sprocket Output	1	1	
19	DU 1012 13	Plate Lock-sprocket output	1	1	
20	39 1981 04	Bolt Flanged	1	1	

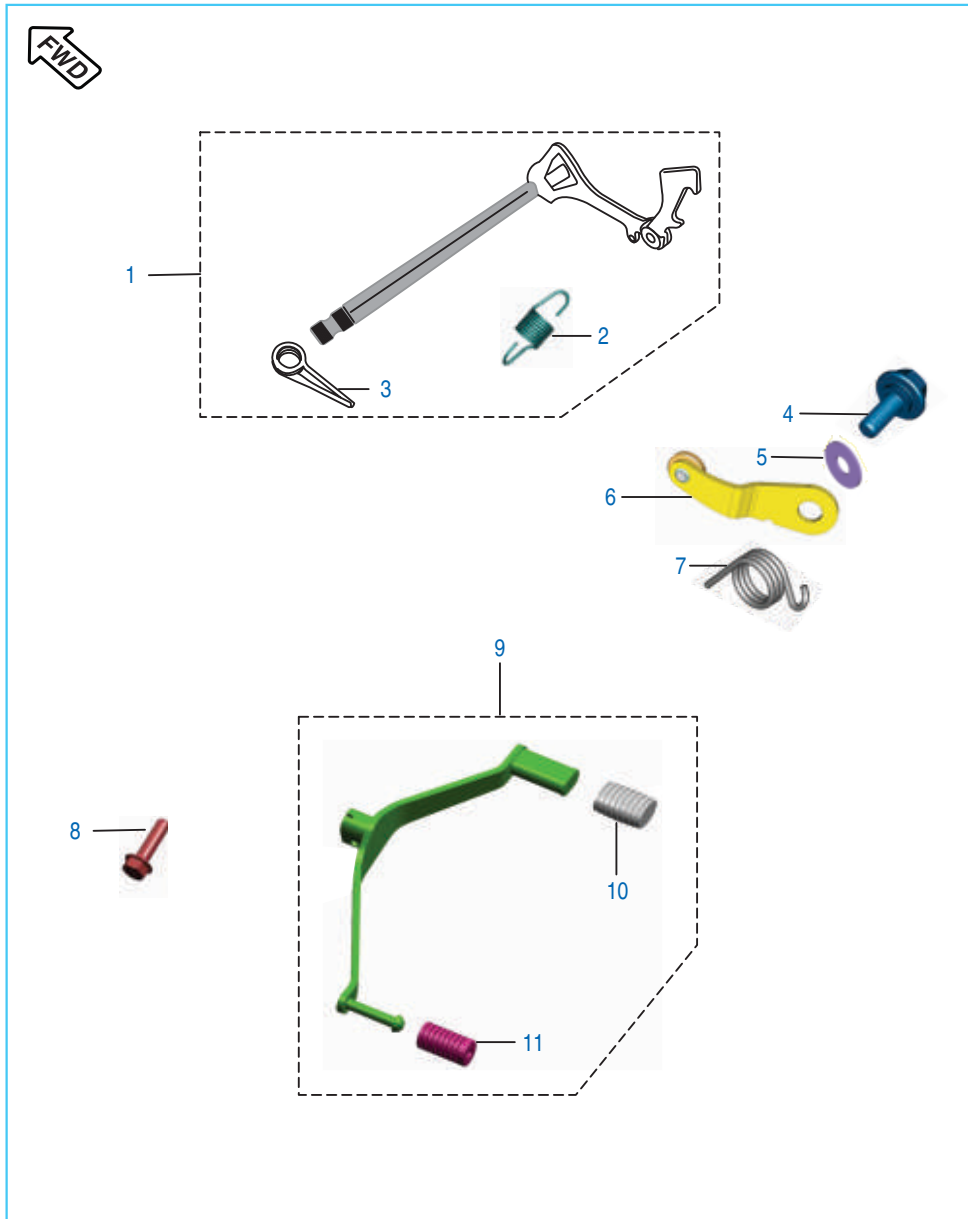


Change Drum / Shift Fork



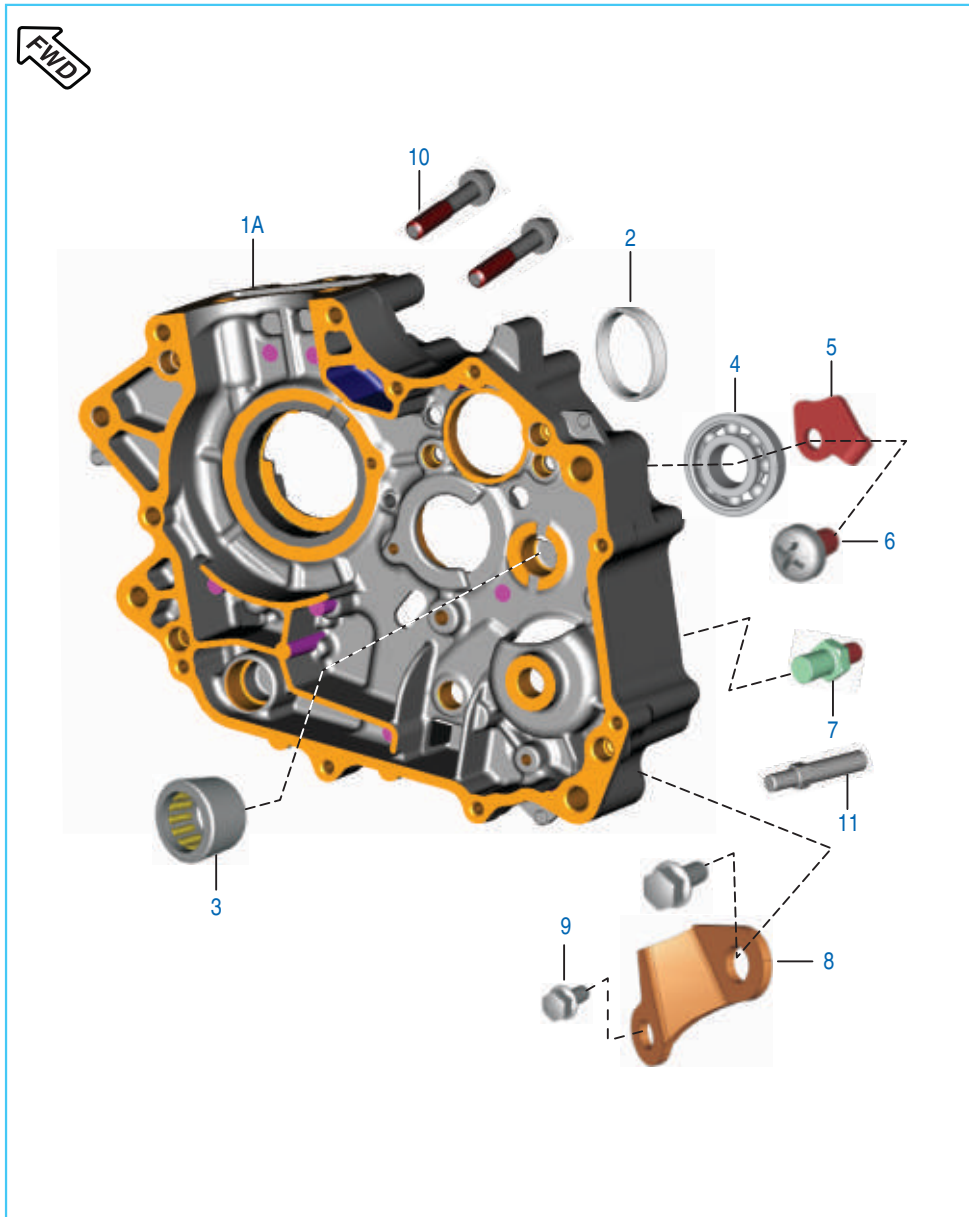
No.	Part No.	Description	Qty.		Remarks
			(ES)	(KS)	
1	PF 5610 00	Assly Drum Gear Shift	1	1	ComforTec June 16
	PF 5610 06	Assly Drum Gear Shift	1	1	
2	PF 5610 02	Shaft Gear Fork Shift	2	2	
3	JD 5610 04	Fork Gear Shift Output	1	1	
4	JZ 5610 02	Fork Input Disco-H	1	1	ComforTec June 16
	JA 5610 02	Cam Drum Change	1	1	
5	PF 5610 05	Cam Drum Change	1	1	ComforTec June 16
6	JD 5610 11	Special bolt	1	1	
7	39 0992 06	Dowel	5	5	

Gear Change Mechanism



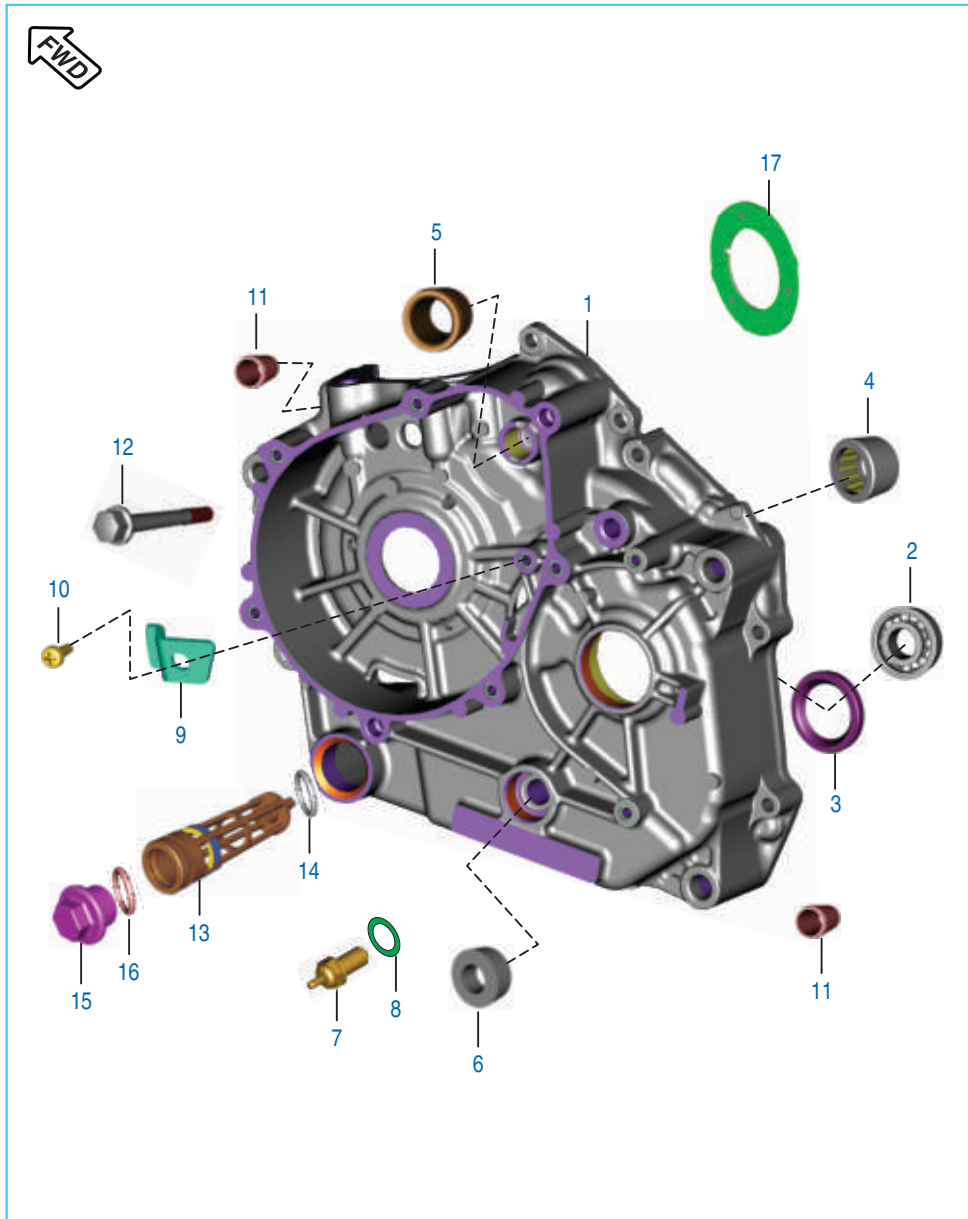
No.	Part No.	Description	Qty.		Remarks
			(ES)	(KS)	
1	PF 5612 00	Lever Comp Gear Shift	1	1	
2	JW 5612 06	Extension Spring	1	1	
3	JW 5612 08	Spring Gear Shift Return	1	1	
4	BF 5612 19	Bolt	1	1	
5	LD B000 44	Washer (Spring Steel)	1	1	
6	JH 5612 00	Inhibitor Comp. Gear Shift	1	1	
7	PF 5612 03	Spring (Inhibitor)	1	1	
	PF 5612 09	Spring (Inhibitor)	1	1	ComforTec June 16
8	39 2453 04	Bolt - Flange : M6	1	1	
9	PF 5614 00	Lever Gear Shift Comp	1	1	
10	DG 1013 39	Damper	1	1	
11	DH 1015 09	Damper	1	1	

Engine Assembly / Crankcase RH



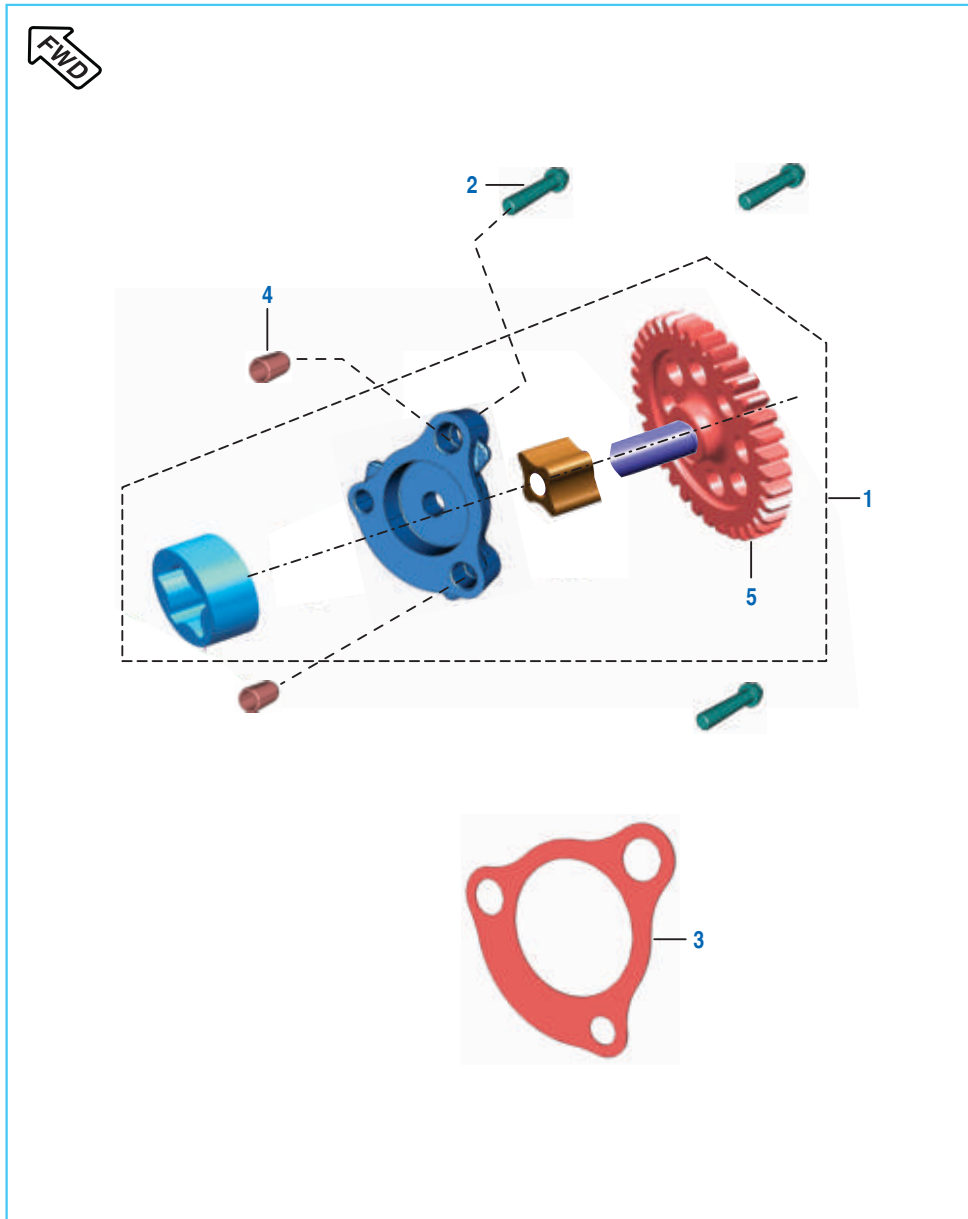
No.	Part No.	Description	Qty.		Remarks
			(ES)	(KS)	
1	PF 5010 37	Engine Assembly - ES	1	--	
	PF 5010 40	Engine Assembly - KS	--	1	
	PF 5010 58	Engine Assembly - ES	1	--	
	PF 5010 71	Engine Assembly - KS	--	1	
1A	PF 5410 31	Assembly C'Case RH	1	1	Ref. Page No. 100
2	PF 5410 18	Bushing Drum	1	1	
3	JA 5410 11	Needle Roller Bearing	1	1	
4	59 2000 36	Bearing - Ball 6203 HN3 C3	1	1	
5	JA 5410 10	Stopper plate input bearing	1	1	
6	DH 1013 80	Screw - Pan Pre-coated	1	1	(M6X12)-39
7	JA 5410 14	Bolt Shift Change	1	1	
8	JA 5410 12	Guide Kick	1	1	
9	39 1964 04	Bolt Flange	2	2	
10	JA 5412 35	Bolt	2	2	
11	JE 5410 28	Pin	1	1	

Crankcase LH



No.	Part No.	Description	Qty.		Remarks
			(ES)	(KS)	
1	PF 5410 29	Assly C' Case LH	1	--	Refer Page No. 100
	PF 5410 42	Assly C' Case LH	--	1	
2	59 2000 36	Ball Bearing	1	1	
3	39 1715 19	Seal - Oil	1	1	
4	39 2562 20	Bearing - Needle Roller	1	1	
5	JA 5410 05	Bush Bendix	1	1	
6	39 2190 19	Seal - Oil	1	1	
7	31 2010 81	Switch - Neutral	1	1	
8	DH 1012 64	Neutral Switch AL Washer	1	1	
9	PF 6214 02	Bracket Stopper Gear Starter	1	1	
10	DH 1013 80	Screw Pan Cross - M6	1	1	
11	39 0999 06	Pin - Hollow Dowel	4	4	
12	59 0400 38	Bolt Flange	8	8	
13	JG 5710 24	Mesh Oil Filter Assy_G2	1	1	With 'O' ring
14	LJ A000 04	'O' ring-Strainer	1	1	
15	JA 5410 21	Cap Strainer	1	1	
16	59 2100 23	'O' ring Cap Strainer	1	1	
17	JE 5410 38	Damper	1	1	

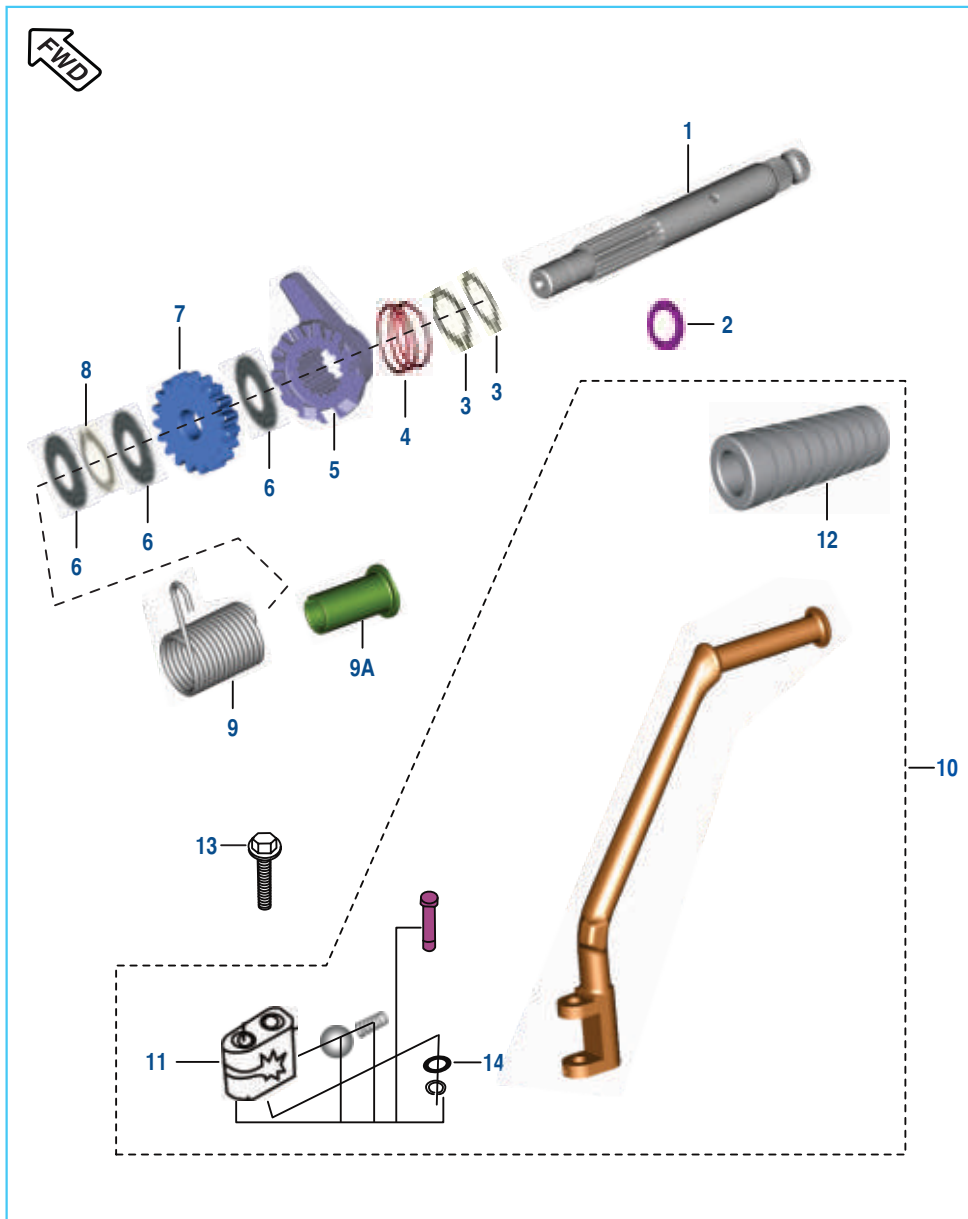
Oil Pump



No.	Part No.	Description	Qty.		Remarks
			(ES)	(KS)	
1	JB 5710 05	Assembly Oil Pump	1	1	
2	FD 1010 78	Screw Pan Cross :	3	3	
3	JA 5410 16	Gasket Case Oil Pump	1	1	
4	39 0999 06	Pin Dowel	2	2	
5	JB 5710 06	Gear Oil Pump Driven	1	1	

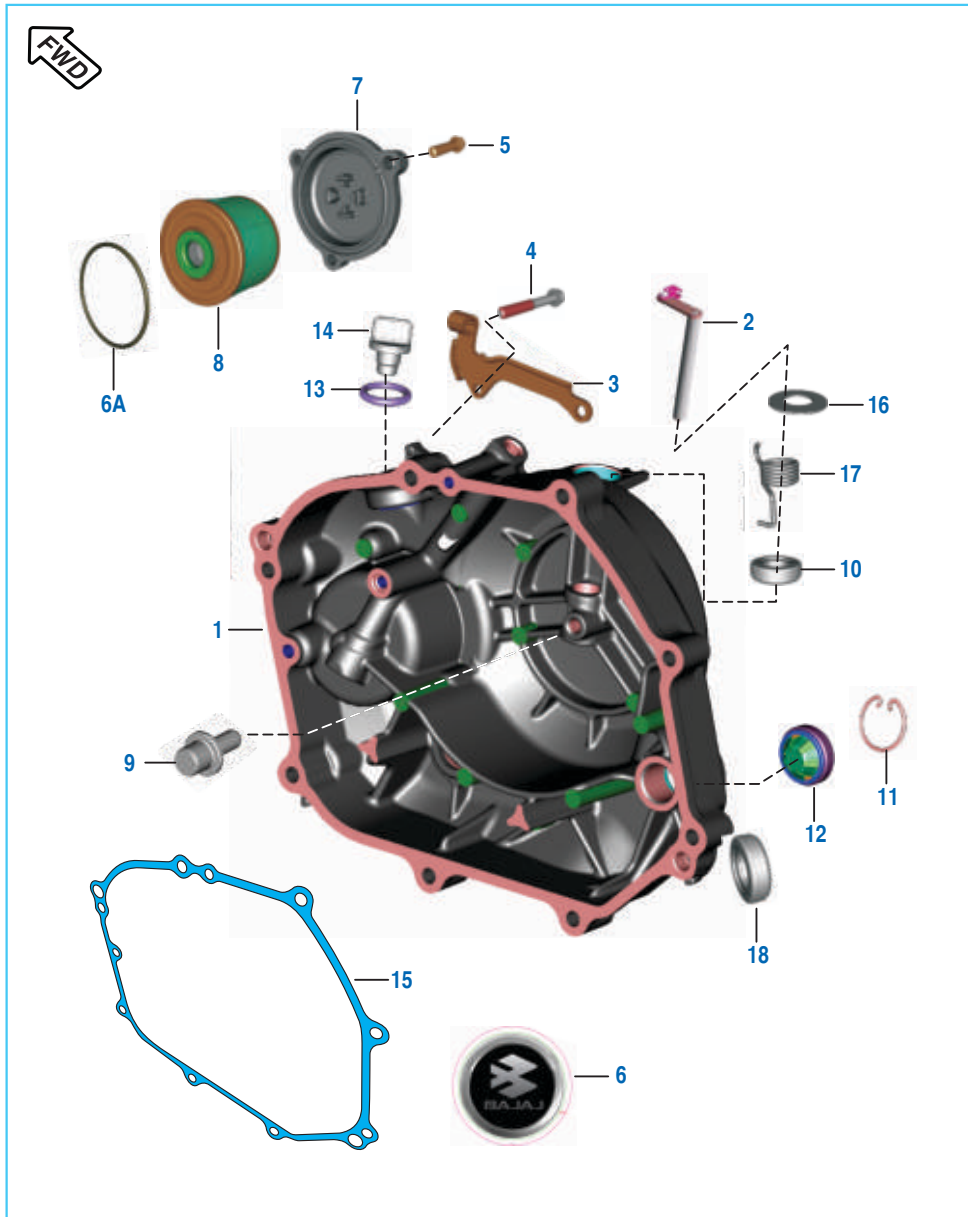


Kick Starter Mechanism



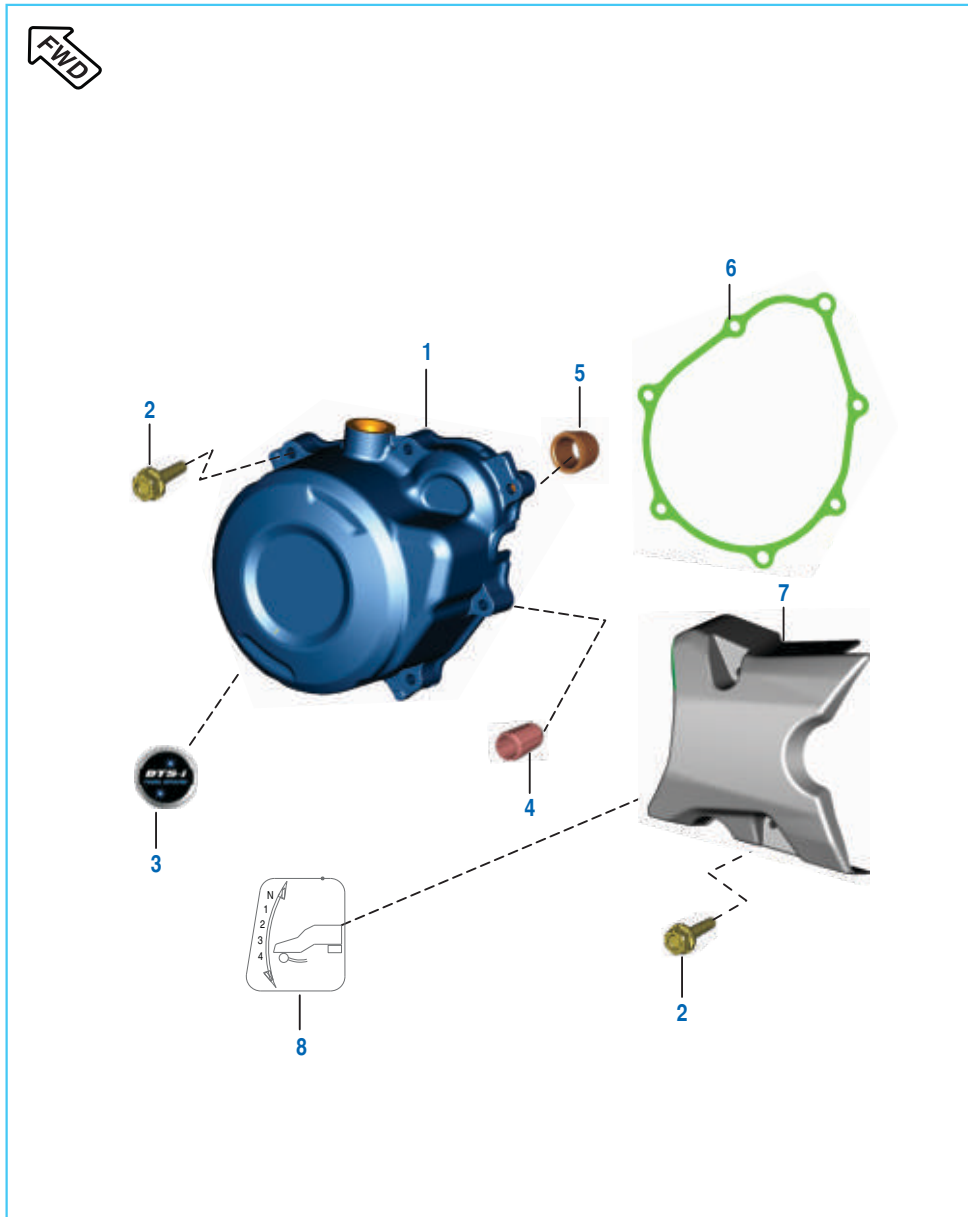
No.	Part No.	Description	Qty.		Remarks
			(ES)	(KS)	
1	PF 6210 03	Kick Shaft	1	1	
2	JA 6210 06	Washer Thrust	1	1	
3	39 0738 17	Circlip	2	2	
4	DS 1011 17	Spring Kick Starter Ratchet	1	1	
5	JA 6210 02	Ratchet	1	1	
6	39 0993 11	Washer Plain	3	3	
7	PA 6210 05	Gear Starter Pinion	1	1	
8	39 2408 17	External Circlip	1	1	
9	JE 6210 03	Spring Kick Return	1	1	
9A	JE 6210 04	Sleeve	1	1	
10	JA 6212 01	Assembly Kick Lever	1	1	
	PF 6212 00	Assembly Kick Lever	1	1	ComforTec June 16
11	36 DU10 07	Kit Boss Kick Lever	1	1	Refer Page No.101
12	DD 1010 97	Damper	1	1	
13	JA 6212 06	Bolt	1	1	
14	22 1502 41	Plain Washer	1	1	

Cover Clutch



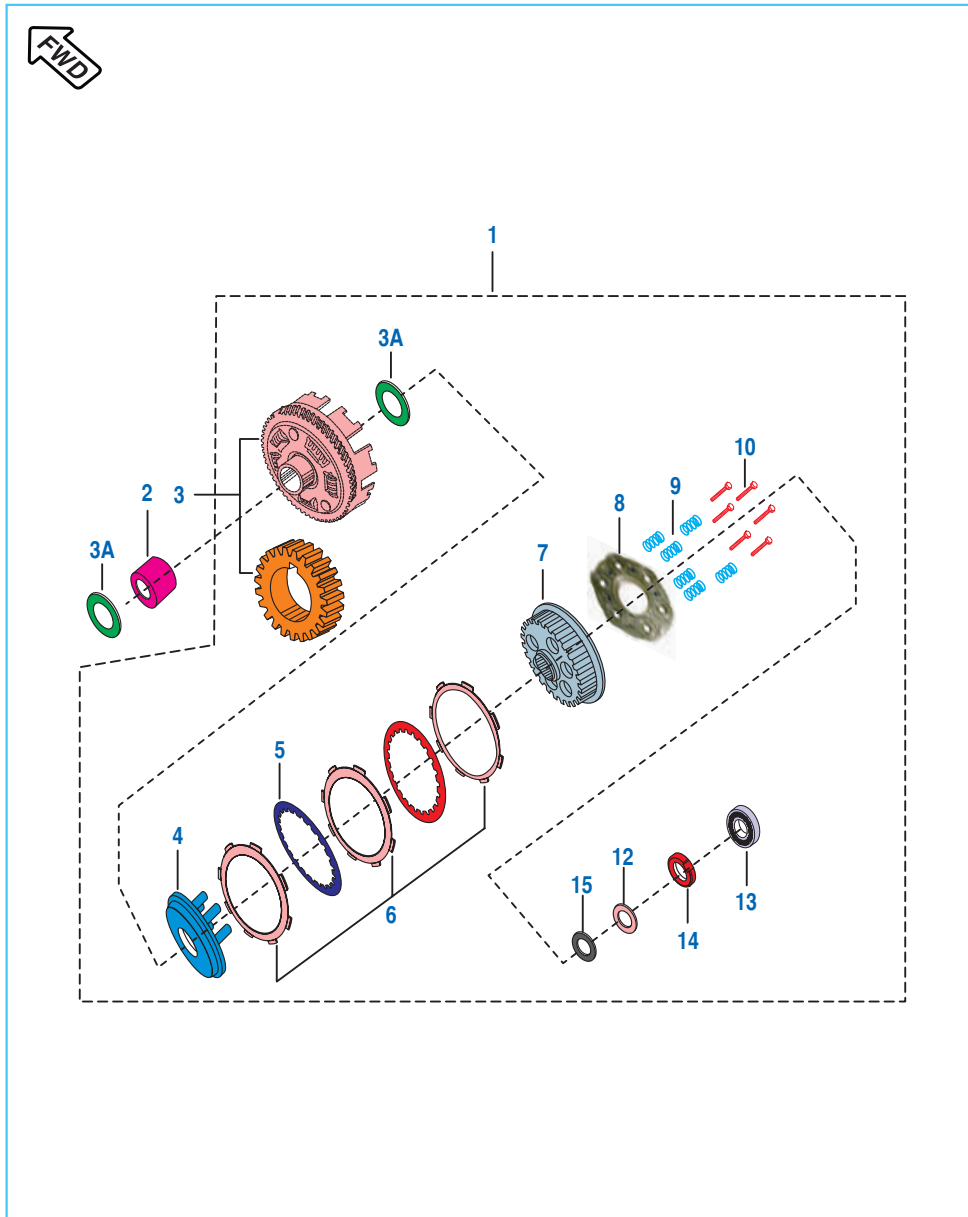
No.	Part No.	Description	Qty.		Remarks
			(ES)	(KS)	
1	36 PF00 46	Kit Assly Clutch Cover	1	1	Refer Page No. 97
	52 PF07 61	Assly Clutch Cover-Silver	1	1	ComforTec June 16
	36 PF01 05	Kit Assembly Clutch Cover-Silver	1	1	ComforTec June 16
2	JW 5410 05	Shaft Clutch Release Assly	1	1	
3	PF 5412 43	Bracket Clutch Cable	1	1	
4	59 0400 38	Bolt - Flange : M6	8	8	
5	JA 5210 19	Bolt	3	3	
6	PF 5412 50	Label Clutch Cover	1	1	
6A	39 1671 21	Ring - 'O'	1	1	
7	JZ 5412 14	Cap Filter	1	1	
	56 PF1X 6E	Cap Filter	1	1	ComforTec June 16
8	DD 1211 81	Element Oil Filter	1	1	
9	PF 5514 07	Rod-Push	1	1	
10	39 1041 19	Seal - Oil	1	1	
11	DS 1012 15	Clip - Wire	1	1	
12	JL 5412 27	Window Oil Gauge	1	1	
13	JA 5412 25	O Ring Cap Oil Filler	1	1	
14	JA 5412 11	Cap Oil Filler	1	1	
15	JA 5412 12	Gasket Clutch Cover	1	1	
16	JA 5412 36	Plain Washer (12.5X24X0.8)	1	1	
17	JA 5412 37	Spring Torsion Cl. Cover	1	1	
18	30 1011 42	Seal - Oil (Kick Shaft)	1	1	

Cover Magneto



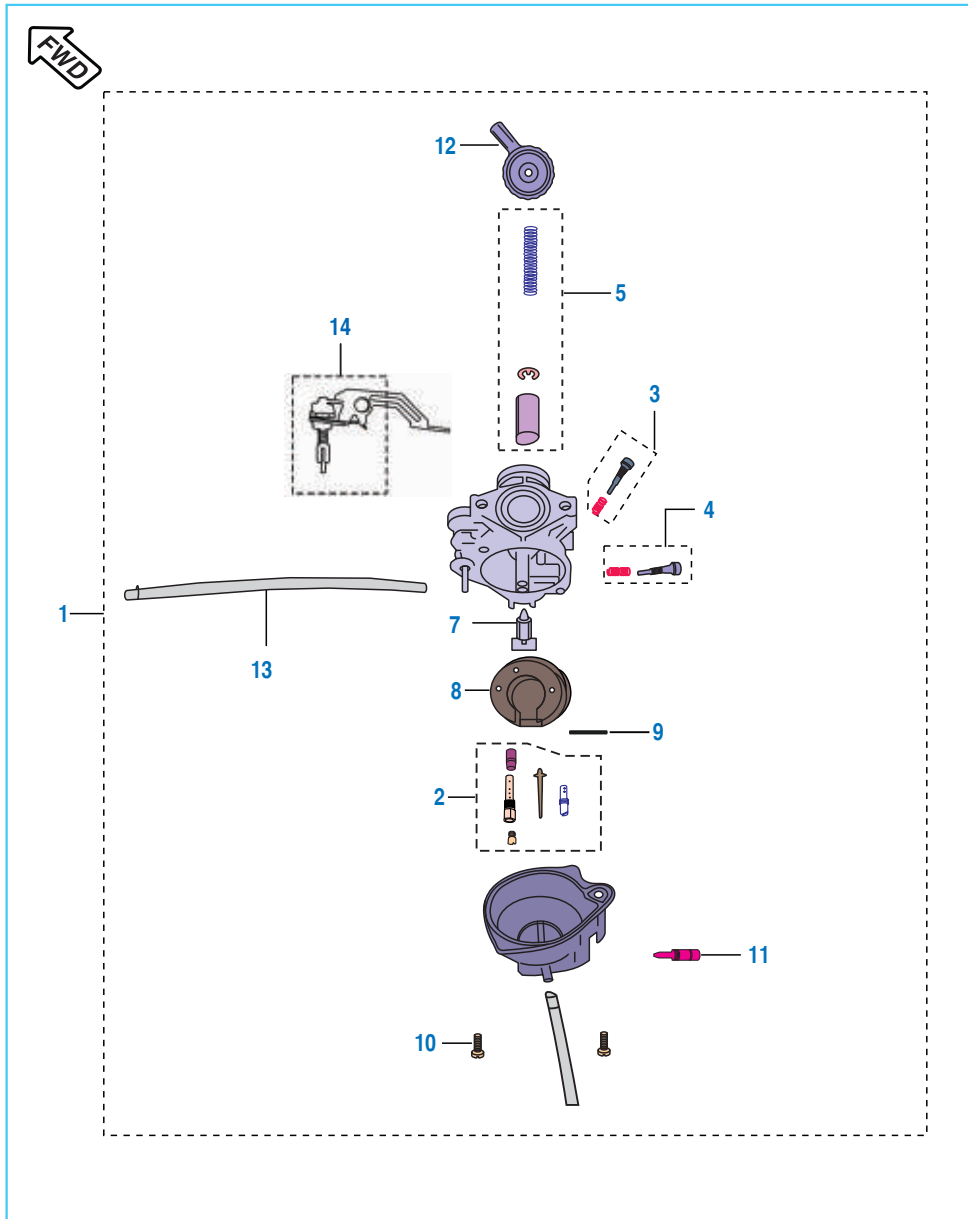
No.	Part No.	Description	Qty.		Remarks
			(ES)	(KS)	
1	PF 5412 37	Assly Cover Magneto - ES	1	--	Refer Page No. 100
	PF 5010 71	Assly Cover Magneto - KS	--	1	
	52 PF07 62	Assly Cover Magneto - ES	1	--	
	52 PF07 82	Assly Cover Magneto - KS	--	1	
2	59 0400 38	Bolt - Flanged : Small	9	9	
3	PF 5412 49	Label Mag Cover	1	1	
4	39 0999 06	Dowel	2	2	
5	JA 5410 05	Bush Bendix	1	1	
6	PF 5412 40	Gasket Magneto Cover	1	1	
7	PF 5412 44	Cover RR Assly-ES	1	--	With Gear Shift Label
	PF 5412 48	Cover RR Assly-KS	--	1	
8	PF 5412 53	Cover RR Assly-ES	1	--	ComforTec June 16
	PF 5412 48	Cover RR Assly-KS	--	1	
	PF 5412 51	Gear Shift Label	1	1	

Clutch Assly



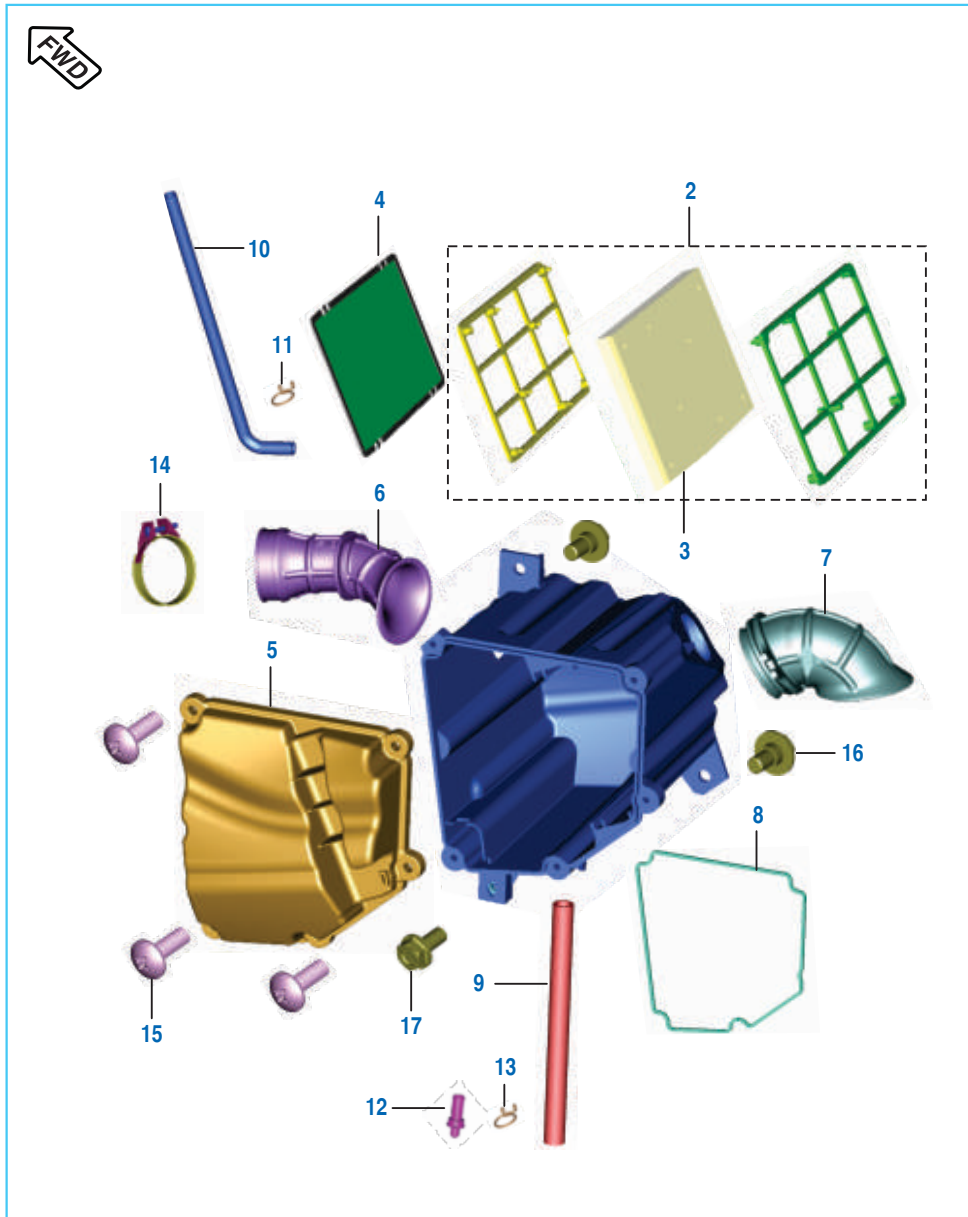
No.	Part No.	Description	Qty.		Remarks
			(ES)	(KS)	
1	PF 5514 12	Assembly Clutch	1	1	
	PF 5514 13	Assembly Clutch-Makino	1	1	
2	JA 5514 06	Collar Clutch	1	1	Refer Page No. 101
3	36 JZ00 23	Kit Primary Drive & Driven	1	1	
	36 PF00 88	Kit Pri Drive & Driven-Makino	1	1	
3A	39 2600 11	Washer - Plain	2	2	
4	JB 5514 08	Wheel Clutch	1	1	
	PF 5514 28	Wheel Clutch-Makino	1	1	
5	30 1010 96	Plate Cutch	4	4	
	36 PF00 87	Kit Clutch Plate-Makino	1	1	
6	36 JE00 24	Kit Friction Plate	1	1	Refer Page No. 101
	36 PF00 86	Kit Friction Plate-Makino	1	1	
7	PF 5514 11	Hub Clutch	1	1	
	PF 5514 26	Hub Clutch-Makino	1	1	
8	JB 5514 12	Holder Clutch	1	1	
	PF 5514 27	Holder Clutch-Makino	1	1	
9	28 1012 14	Compression Spring	6	6	
	PF 5514 23	Compression Spring-Makino	4	4	
10	39 0980 04	Bolt Flanged	6	6	
	PF 5514 22	Bolt Flanged-Makino	4	4	
12	JA 5514 20	Washer Plain	1	1	
13	39 1001 20	Bearing - Ball	1	1	
14	JA 5310 07	Nut Crankshaft M14	1	1	
15	JE 5514 09	Washer Belleville	1	1	

Carburetor Assembly



No.	Part No.	Description	Qty.		Remarks
			(ES)	(KS)	
1	PF 5812 15	Assly Carburetor Manual Choke	1	1	
2	36 PF00 42	Kit Carb Jet	1	1	Refer Page No. 97
3	36 JB00 22	Kit Carb Air Screw / Slow Jet	1	1	Refer Page No. 99
4	36 PA00 13	Kit Carb Idling Screw	1	1	Refer Page No. 99
5	36 PA00 14	Kit Carb Throttle Valve	1	1	Refer Page No. 99
6	36 PA01 08	Kit O Ring & Gasket	1	1	Refer Page No. 99
7	JB 5812 29	Valve Comp Float	1	1	
8	JB 5812 30	Float	1	1	
9	JB 5812 56	Arm Pin Float	1	1	
10	PA 5812 21	Screw Float Chamber	1	1	
11	JB 5812 60	Drain Screw	1	1	
12	JB 5812 37	Adjuster Cable	1	1	
13	JB 5812 58	Tube Air Vent	1	1	
14	PF 5813 09	Lever Complete Starter	1	1	

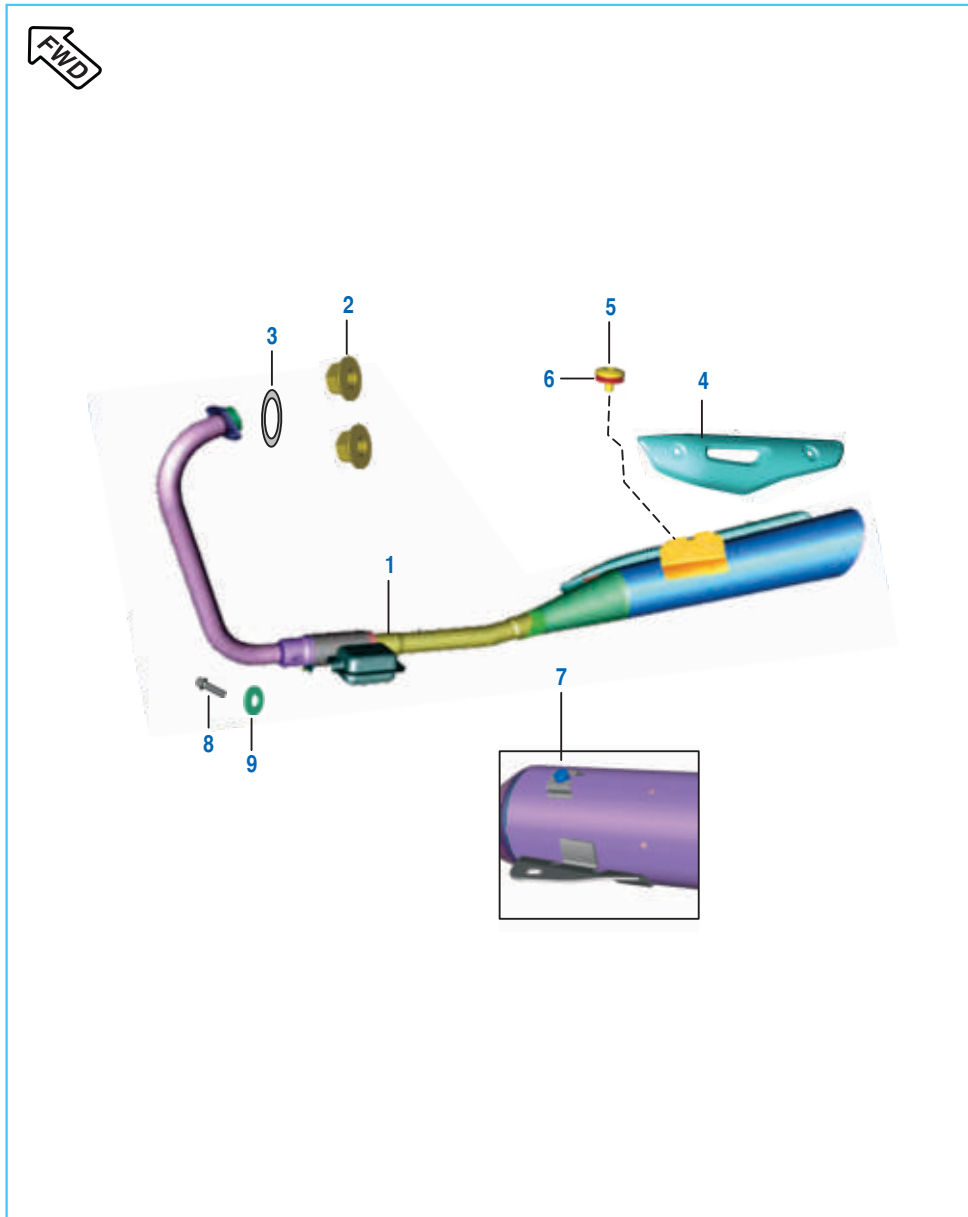
Air Cleaner Complete



No.	Part No.	Description	Qty.		Remarks
			(ES)	(KS)	
1	PF 5810 38	Assembly Air Filter	1	1	
2	PF 5810 45	Assly Catridge	1	1	
3	PF 5810 44	Foam Element Air Filter	1	1	
4	PF 5810 46	Arrester Flame	1	1	
5	PF 5810 40	Cover Side	1	1	
6	PF 5810 52	Tube Connecting	1	1	
7	PF 5810 51	Duct Intake	1	1	
8	PF 5810 49	Ring Seal Air Filter Cover	1	1	
9	PF 5810 48	Drain Tube	1	1	
10	PF 5810 47	Tube Breather	1	1	
11	DG 1210 40	Clip	1	1	
12	DS 1211 26	Pug	1	1	
13	DG 1210 25	Clip	1	1	
14	DH 1210 38	Clamp	1	1	
15	PA 5810 53	Top Cove Screw	5	5	
16	DP 1610 94	Bolt Stepped	2	2	
17	KA DF06 14	Bolt Step	1	1	

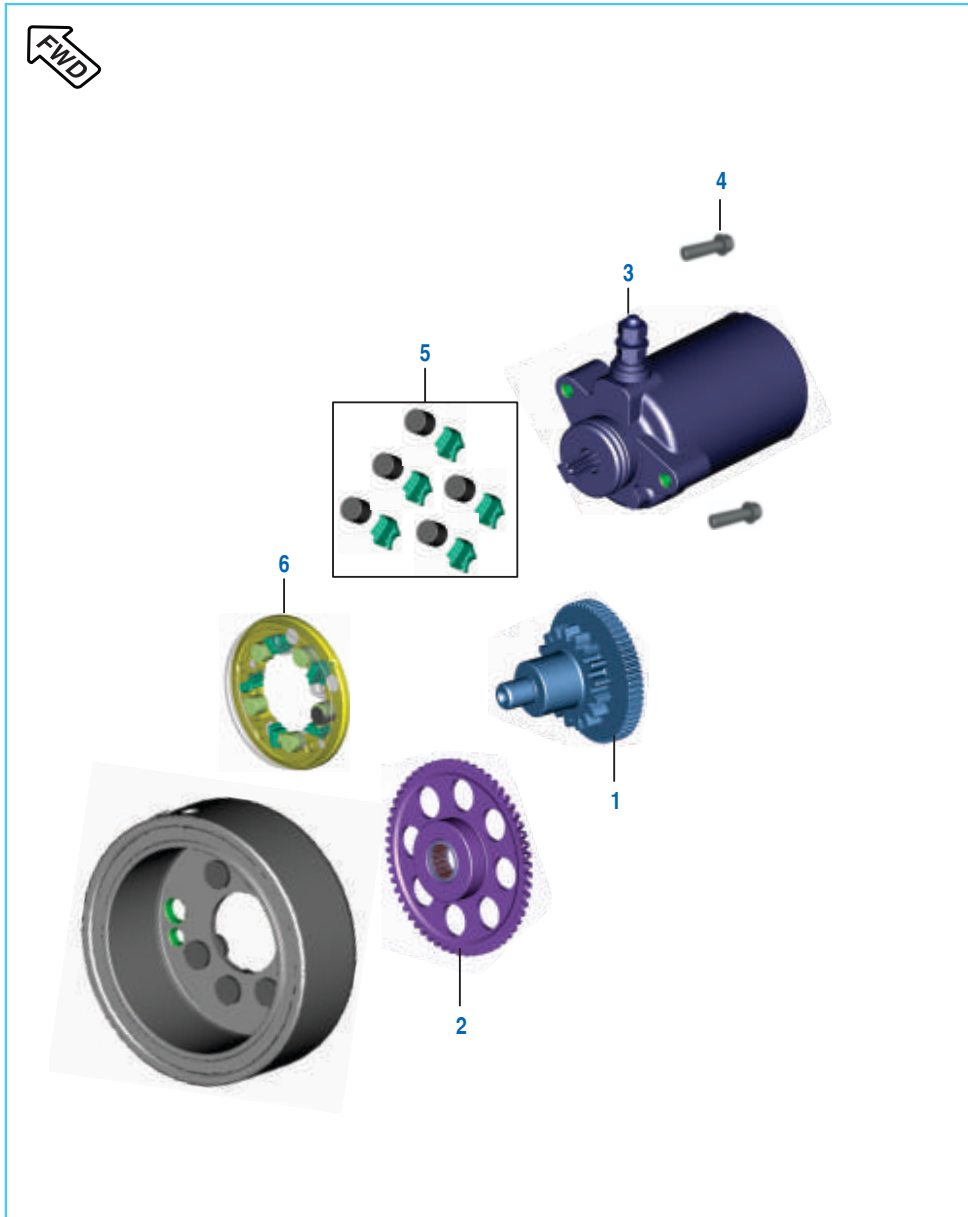


Silencer Assembly



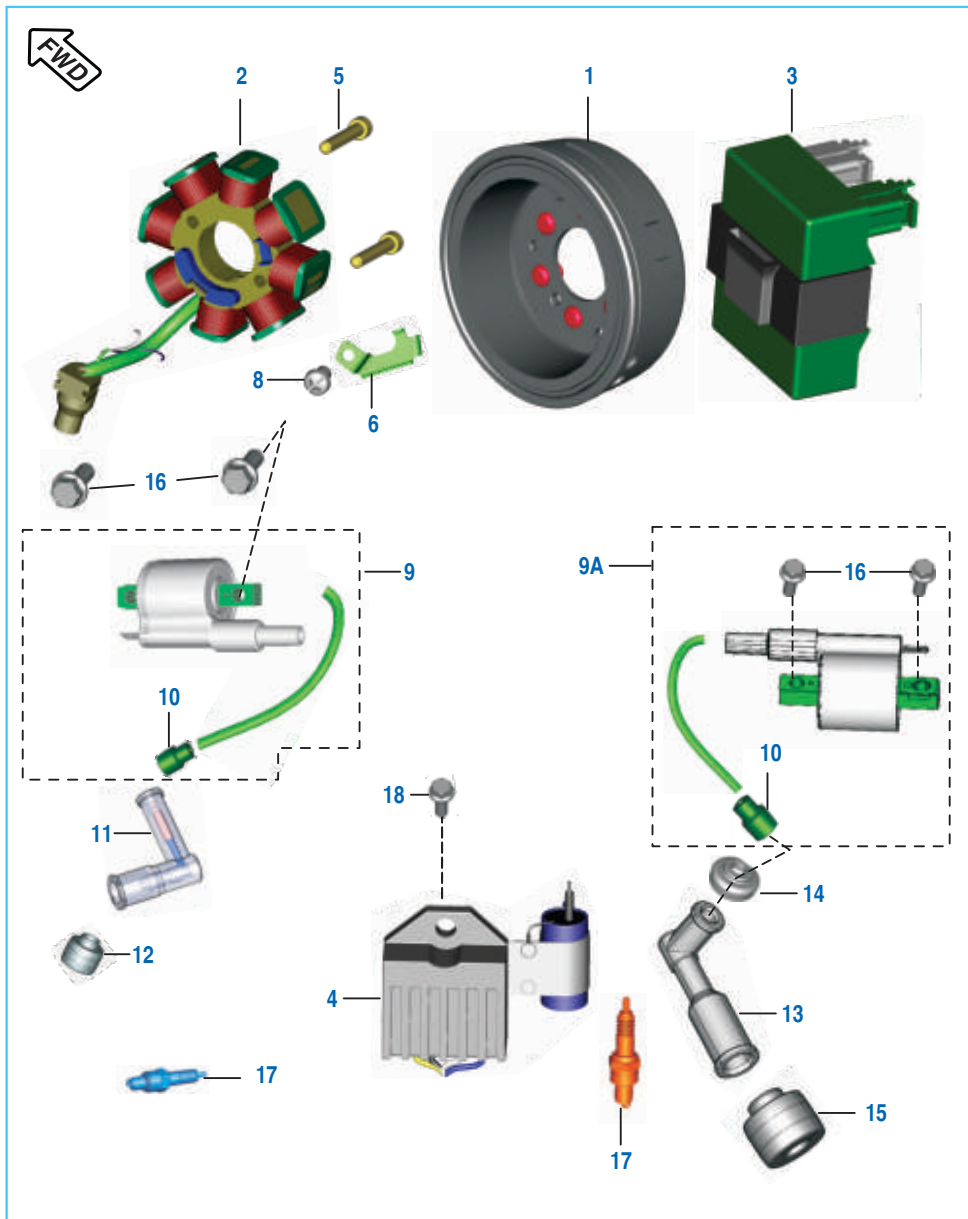
No.	Part No.	Description	Qty.		Remarks
			(ES)	(KS)	
1	YP F080 01	Silencer Assly W/O Shield	1	1	
2	JA 5910 40	Nut - U	2	2	
3	JE 5910 02	Gasket Exhaust	1	1	
4	PF 5911 46	Shield Muffler	1	1	
5	DH 1013 95	Truss Screw	2	2	
6	DH 1013 01	Seal Shield Muffler	2	2	
7	JW 5910 30	Grommet Shield	1	1	
8	DK 1016 10	Bolt M5	1	1	
9	39 2492 11	Plain Washer	1	1	

Starter Assembly



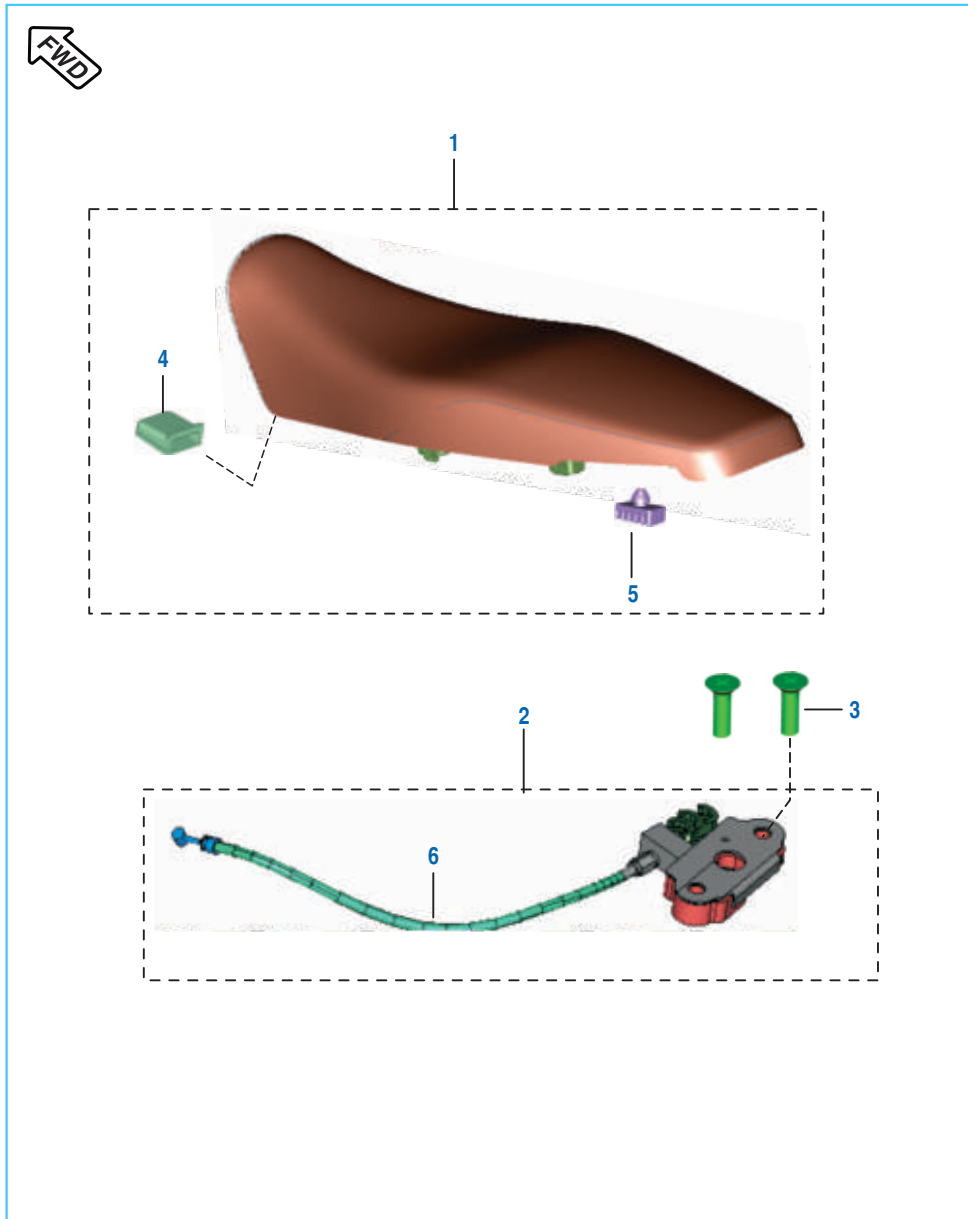
No.	Part No.	Description	Qty.		Remarks
			(ES)	(KS)	
1	PF 6214 00	Starter Drive Assly.	1	--	
2	PF 6214 03	Assly Gear Starter Clutch	1	--	
3	PF 3516 01	Starter Motor Assly.	1	--	
4	LA D000 11	Bolt Flange St Motor Mtg	2	--	
5	36 JZ01 32	Kit Starter Clutch Repair	1	--	Refer Page No. 101
6	DK 1015 95	Body Complete Starter Clutch	1	--	

Magneto, CDI & H.T. Coil



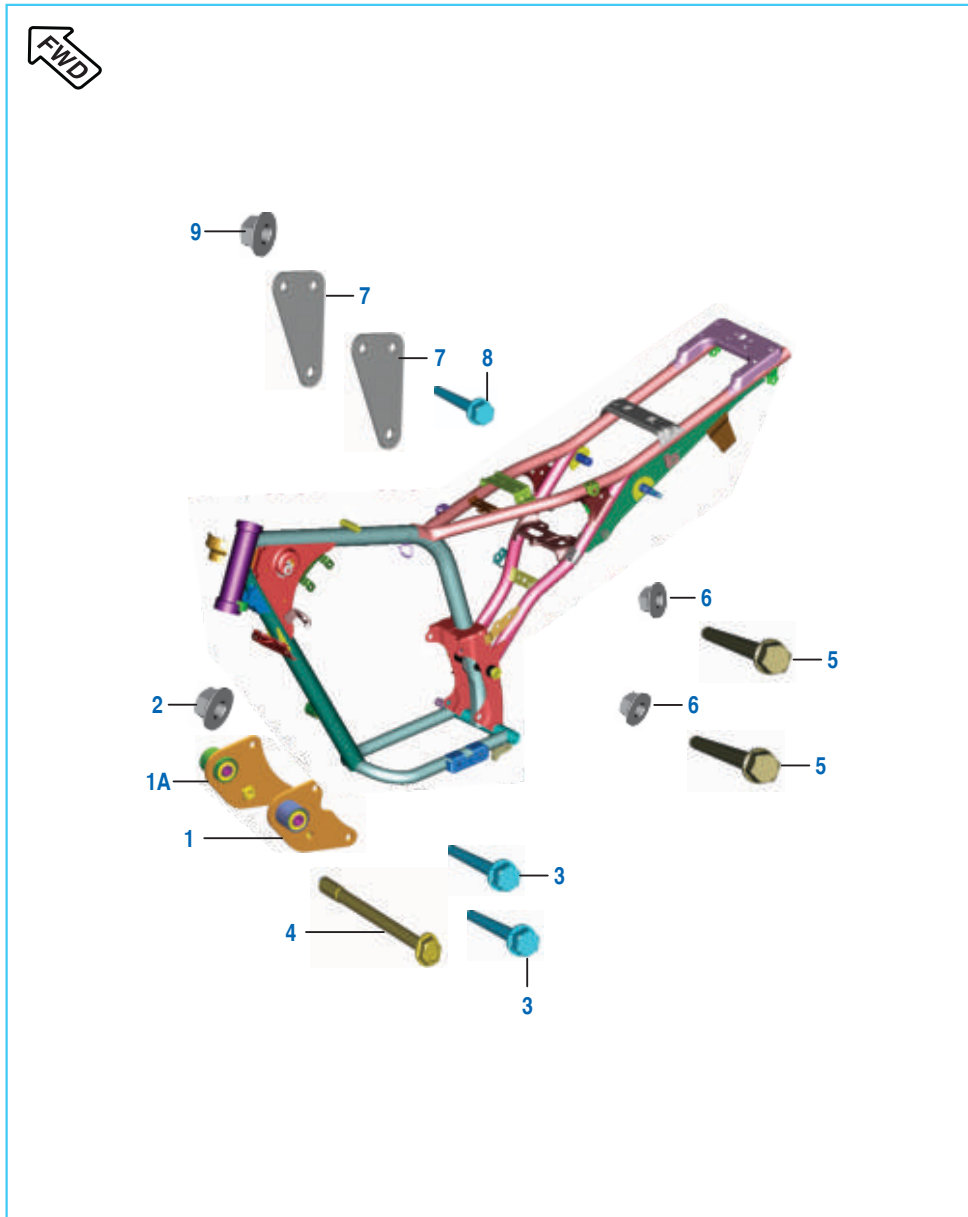
No.	Part No.	Description	Qty.		Remarks
			(ES)	(KS)	
1	PF 3510 13	Rotor Assly With St. Clutch ES	1	--	
	PF 3510 25	Assembly Rotor Without Clutch	1	--	ComforTec June 16
	PF 3510 15	Rotor Assly KS W/O St. Clutch	--	1	
	PF 3510 28	Assembly Rotor KS	--	1	ComforTec June 16
	PF 3510 04	Stator Assembly - DC	1	--	
2	PF 3510 17	Stator Assembly - DC	--	1	
	PF 3510 24	Stator Assembly	1	1	ComforTec June 16
	PF 3510 04	Stator Assembly - DC	1	--	
3	PF 3512 06	CDI	1	1	
	PF 3512 20	CDI	1	1	ComforTec June 16
4	PF 4020 00	Regulator Rectifier	1	1	
	PF 4020 01	Regulator DC	1	1	ComforTec June 16
5	LA C000 52	Bolt Socket	2	--	
	JE 5410 42	Bolt Socket	--	2	
6	PF 5412 42	Bracket Stator Harness - ES	1	--	
	JA 5410 28	Lock Plate - KS	--	1	
7	DH 1013 80	Pan Head Screw - Pick up coil	2	2	
8	KB AB06 08	Screw Pan-Bracket Stator	1	1	
9	PF 3512 17	Coil HT - 1	1	1	
9A	PF 3512 19	Coil HT - 2	1	1	
10	DD 1110 12	Grommet HT coil	2	2	
11	DD 1110 48	Spark Plug Cap LH	1	1	
12	DD 1110 11	Grommet Spark Plug Cap LH	1	1	
13	DH 1110 15	Cap Spark Plug RH	1	1	
14	JD 3512 06	Grommet Sleeve Plug Cap RH	1	1	
15	DH 1110 13	Grommet Spark Plug Cap RH	1	1	
16	KA DF06 16	Bolt Flanged	4	4	
17	CF 1110 19	Plug - Spark BOSCH :	2	2	UR4AC Or PRZ9HC
	DD 1110 18	Plug - Spark Champion	2	2	
18	39 1943 04	Bolt-Regulator Mtg	1	1	

Seat Assembly / Seat Lock



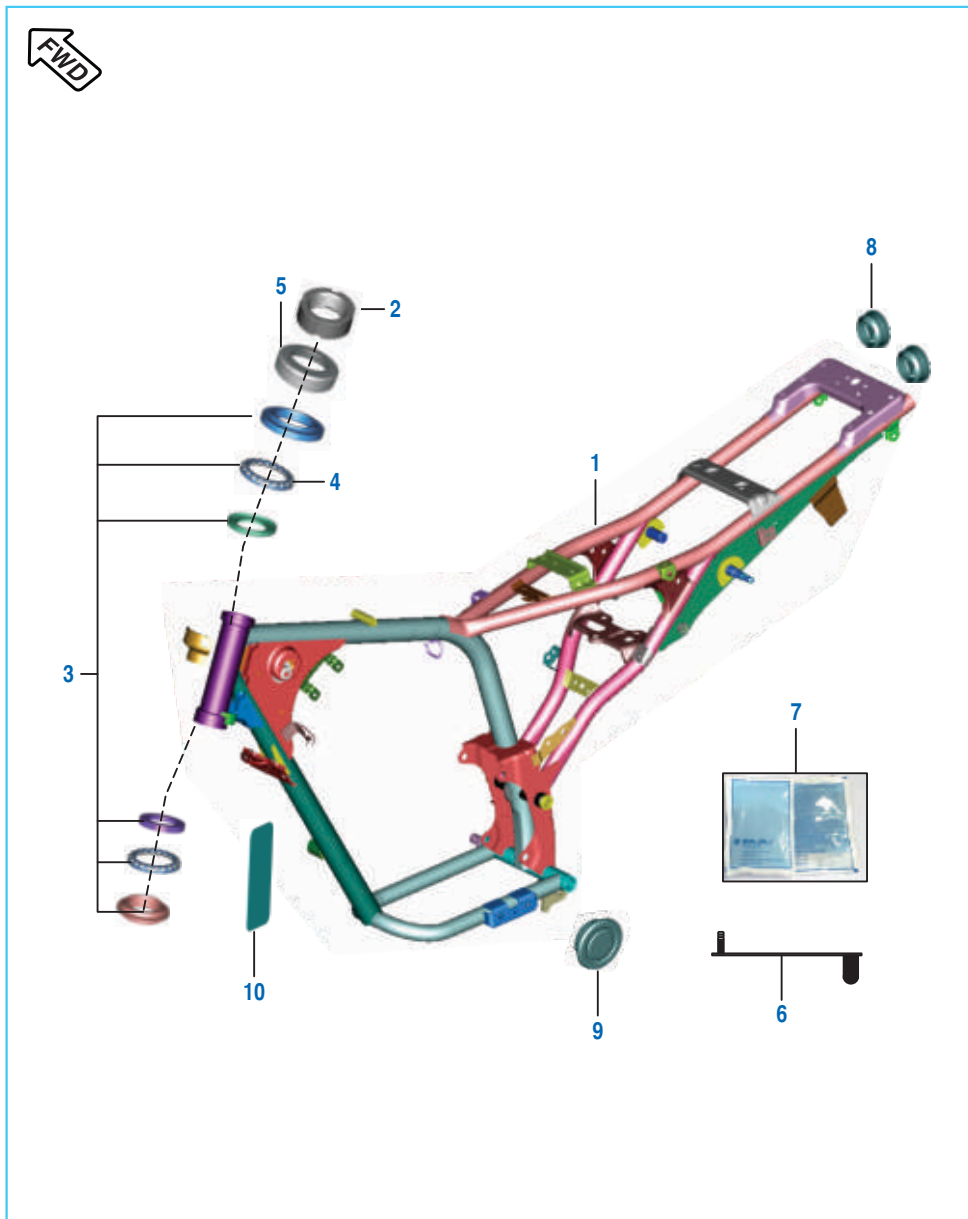
No.	Part No.	Description	Qty.		Remarks
			(ES)	(KS)	
1	PF 1910 11	Seat Assly. Comp	1	1	
2	PA 1612 11	Lock Assy. Seat	1	1	
3	39 0743 01	Screw CSK	2	2	
4	DK 2110 07	Damper Seat Front	1	1	
5	JK 1910 05	Damper For Seat	9	9	
6	PA 1612 07	Cable Seat Lock	1	1	

Engine Mountings



No.	Part No.	Description	Qty.		Remarks
			(ES)	(KS)	
1	PA 1134 16	Assly Eng Mtg Front LH	1	1	
1A	PA 1134 17	Assly Eng Mtg Front RH	1	1	
2	LC G000 01	Nut - Hex With Flange	3	3	
3	LA D000 01	Bolt Flange M8 L75	3	3	
4	LA D001 21	Bolt Flanged	1	1	
5	JA 1134 03	Flanged Bolt M10X110	2	2	
6	39 1225 15	Nut Flanged M10 Olive	2	2	
7	PF 1134 03	Bracket Engine Mtg Top LH	2	2	
8	LA D000 48	Bolt Flanged	3	3	M8 X 1.25P X 65 L
9	KC GA08 08	Hex Nut Flanged	3	3	

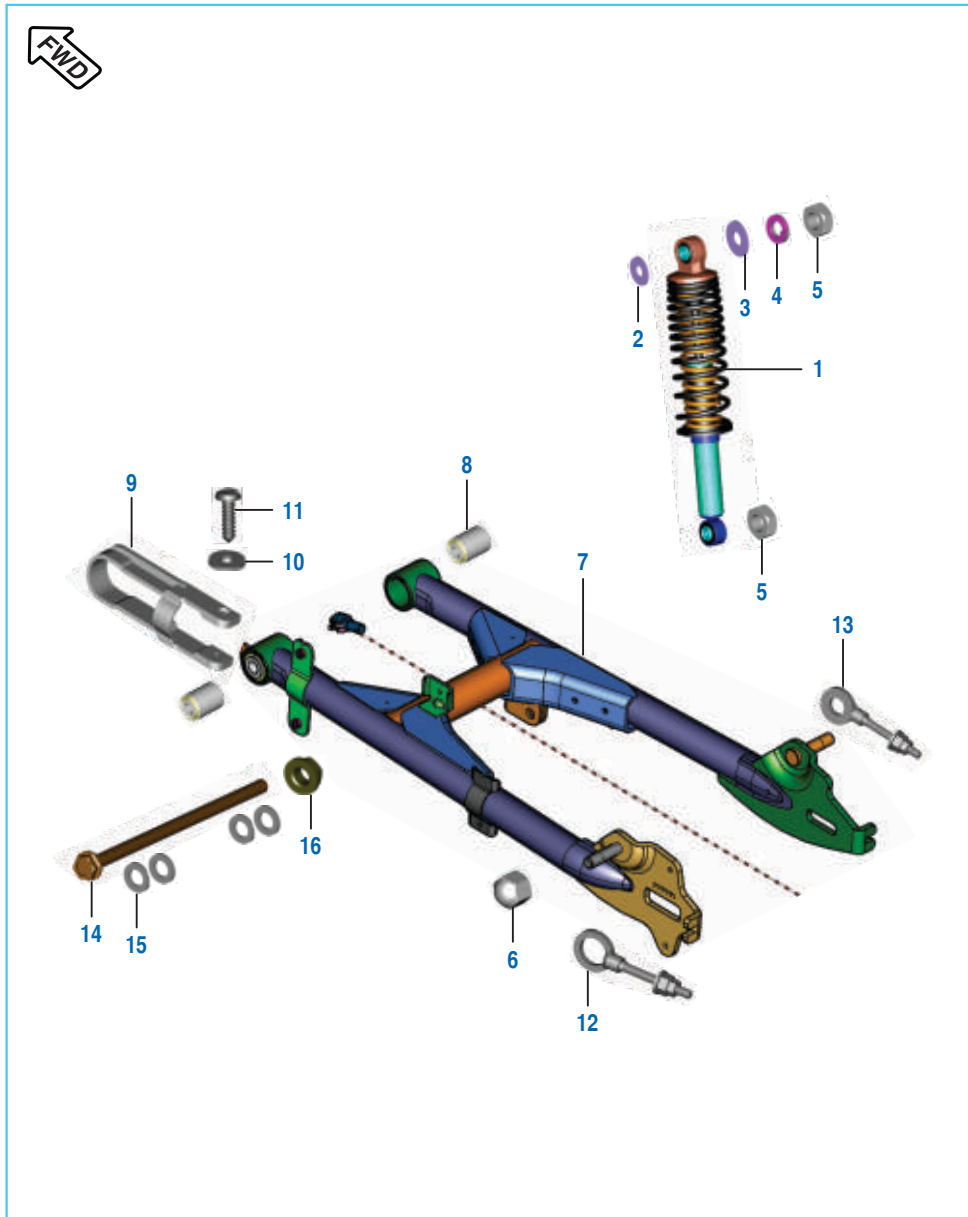
Frame and Frame Fittings



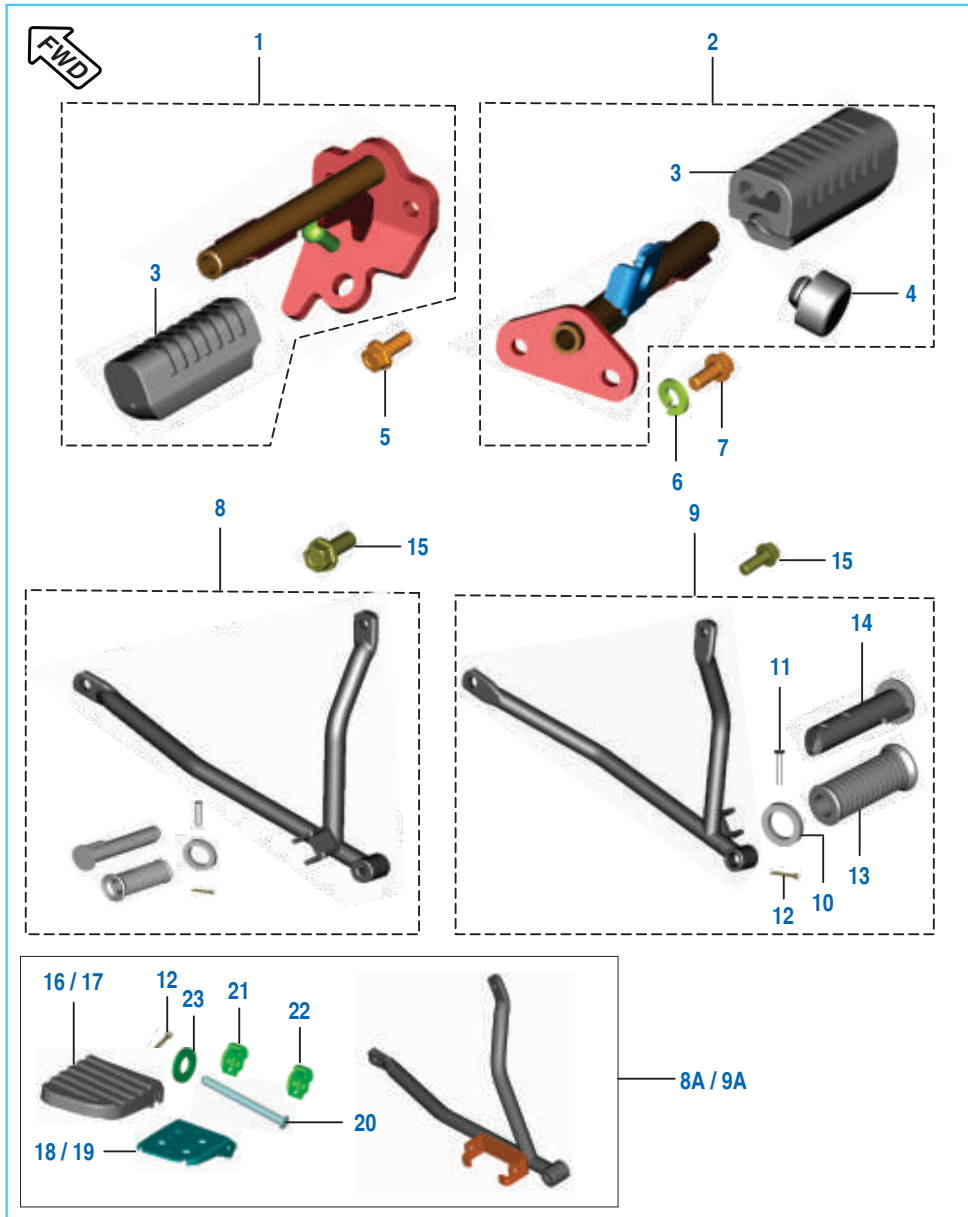
No.	Part No.	Description	Qty.		Remarks
			(ES)	(KS)	
1	PF 1110 60	Frame Assembly	1	1	Includes bearing race & cap rear end
2	30 1810 11	Nut Fork	1	1	
3	36 3140 05	Kit-Brg Race+Cone	1	1	Refer Page No. 101
4	DJ 1811 15	Cage Bearing - Steering	2	2	
5	DH 1810 14	Cup Steering	1	1	
6	DK 2010 49	Clamp Harness Wiring	1	1	
7	36 0010 52	Grease Lithon RR3-10gm	1	1	
8	PF 1110 92	Cap Tube End	2	2	
9	PF 1110 96	Cap For Tube End	1	1	
10	JZ 1112 92	Tape Frame	1	1	



Swing Arm / Rear Shock Absorber



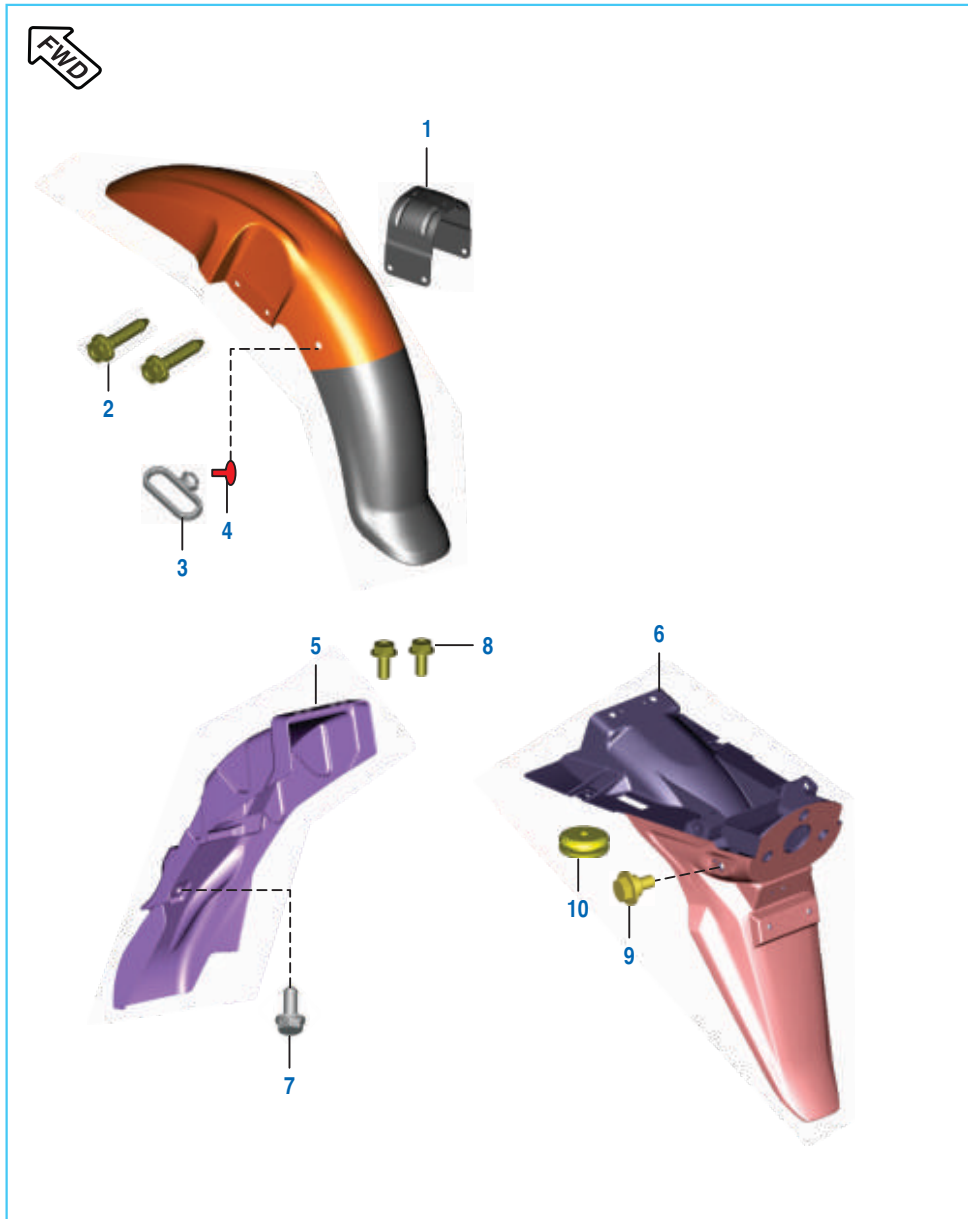
No.	Part No.	Description	Qty.		Remarks
			(ES)	(KS)	
1	PF 1220 12	Shock Absorber Rear	2	2	ComforTec June 16
	PF 1220 25	Shock Absorber Rear	2	2	
2	39 0781 11	Washer - Plain	2	2	
3	DG 1710 25	Washer	6	6	
4	39 2726 12	Washer - Spring	4	4	
5	39 1336 15	Nut (W/O Plating)	3	3	
6	39 2366 15	Nut Domed Cap	1	1	
7	PF 1220 14	Swing Arm Assy	1	1	ComforTec June 16
	PF 1220 26	Arm Swing Complete	1	1	
8	DP 1710 06	Silent Bush	2	2	
9	DZ 1710 09	Damper For Swing Arm	1	1	
10	39 0454 11	Plain Washer	2	2	
11	39 0553 02	Self Tapping Screw	2	2	
12	JK 1220 02	Adjuster Assy. Chain - LH	1	1	
13	JK 1220 04	Adjuster Assy. Chain - RR	1	1	
14	JA 1210 03	Shaft Swing Arm	1	1	
15	KD AA12 22	Washer Plain Small	4	4	
16	39 0939 15	Nut Hex Nyloc	1	1	



Foot Rest - Rider / Pillion

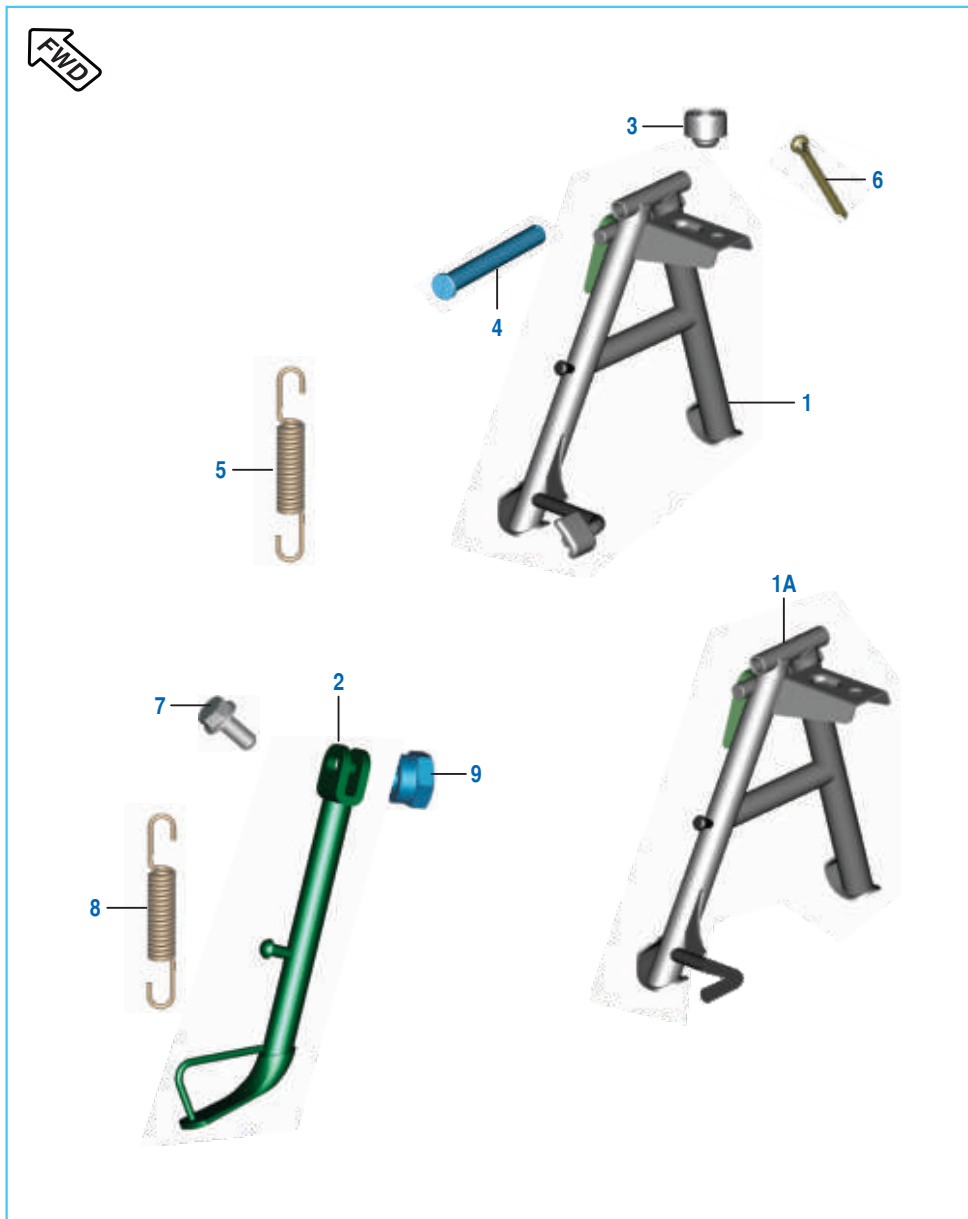
No.	Part No.	Description	Qty.		Remarks
			(ES)	(KS)	
1	PF 1130 12	Stay Main Step Assy LH	1	1	
2	PF 1130 13	Stay-Main Step Assy RH	1	1	
3	PF 1130 28	Damper Rider Footrest	2	2	
4	DG 1612 24	Damper	1	1	
5	LA D001 26	Bolt Flanged-M8X1.25XL20	2	2	
6	KD CB08 16	Washer Spring		2	
7	KA DD08 20	Bolt Flanged	2	2	
8	PF 1130 14	Stay Assy Pillion LH	1	1	
8A	PF 1130 30	Assembly Pillion Footrest LH	1	1	ComforTec June 16
9	PF 1130 16	Stay Assy Pillion RH	1	1	
9A	PF 1130 31	Assembly Pillion Footrest RH	1	1	ComforTec June 16
10	DP 1611 63	Washer For Rear Foot Step	2	2	
11	30 1710 22	Pin	2	2	
12	39 0784 08	Pin Split	2	2	
13	JK 1130 08	Rubber Pillion Step	2	2	
14	DP 1611 70	Step (Pillion Footrest)	2	2	
15	KA DD08 22	Bolt Flanged	2	2	
16	PF 1130 33	Footrest Pillion RH	1	1	ComforTec June 16
17	PF 1130 32	Footrest Pillion LH	1	1	ComforTec June 16
18	PF 1130 44	Plate Pillion Footrest LH	1	1	ComforTec June 16
19	PF 1130 45	Plate Pillion Footrest RH	1	1	ComforTec June 16
20	PF 1130 36	Pin Pillion Footrest	2	2	ComforTec June 16
21	PF 1130 46	Damper Hinge-1	2	2	ComforTec June 16
22	PF 1130 47	Damper Hinge-2	2	2	ComforTec June 16
23	GL 1810 99	Washer	2	2	ComforTec June 16

Mudguard - Front & Rear




No.	Part No.	Description	Qty.		Remarks
			(ES)	(KS)	
1	PF 1814 23	Fender Brace	1	1	
2	KA DF06 25	Bolt Hex With Flange - M8x1.25	4	4	
3	DS 1611 25	Guide - Cable	1	1	
4	DJ 1610 69	Nail - Cable Guide	1	1	
5	PF 1814 24	Fender Rear Front	1	1	
6	PF 1814 22	Fender Rear RR	1	1	
7	KA DF06 10	Bolt Flanged	1	1	
8	KA DF06 14	Bolt Flanged	2	2	
9	DS 1612 24	Bolt Stepped With Flange	2	2	
10	DJ 2011 73	Grommet	2	2	

Stand Assembly



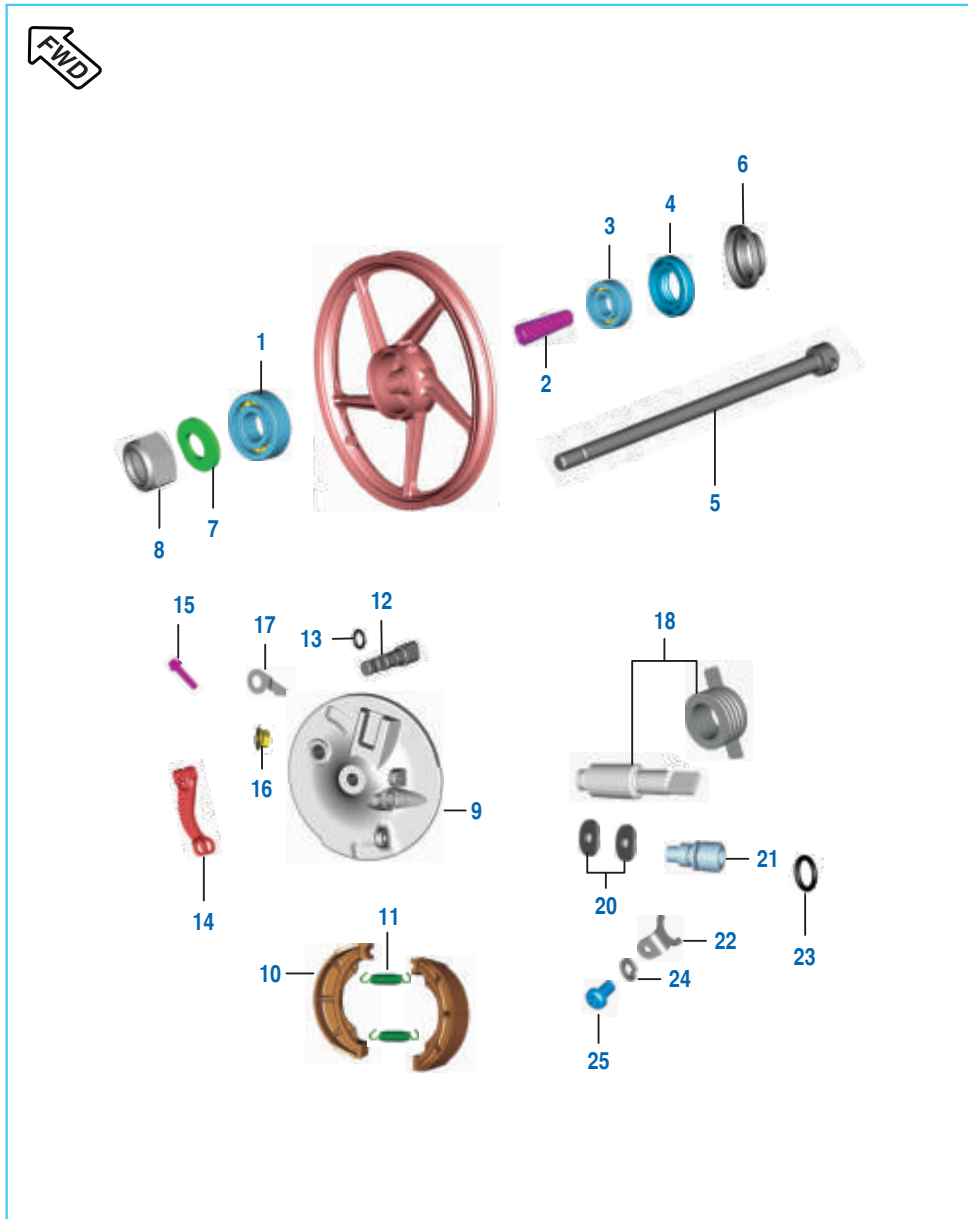
No.	Part No.	Description	Qty.		Remarks
			(ES)	(KS)	
1	PF 1132 03	Stand Center	1	1	
1A	PF 1132 06	Stand Center	1	1	ComforTec June 16
2	JA 1132 02	Stand Side	1	1	
	PF 1132 07	Stand Side	1	1	ComforTec June 16
3	DG 1611 24	Damper Center Stand	1	1	
4	30 1611 57	Shaft Center Stand	1	1	
5	DH 1611 21	Spring M-Stand	1	1	
6	KH AA32 35	Pin - Cotter	1	1	
7	DF 1611 02	Bolt For Side Stand Mtg.	1	1	
8	DH 1610 66	Spring Side Stand	1	1	
9	39 0422 15	Nut - Nyloc	1	1	

Tube / Tyre / Rim



No.	Part No.	Description	Qty.		Remarks
			(ES)	(KS)	
1	JK 1310 37	Wheel Fr 1.4X17 Dia 110 Blk	1	1	ComforTec June 16
	JK 1310 26	Wheel Fr 1.4X17 Dia 110 Silver	1	1	
2	DM 1510 25	Tyre 2.75X17-Front	1	1	ComforTec June 16
3	DS 1510 49	Tube 2.75 X 17	1	1	
4	PA 1312 04	Wheel Rr 1.6X17-110 Dr Black	1	1	
	DU 1510 34	Wheel Rr 1.6X17-110 Dr Silver	1	1	
5	DM 1510 28	Tyre 3X17-Rear	1	1	
6	DS 1510 53	Tube 3 X 17-Rear	1	1	

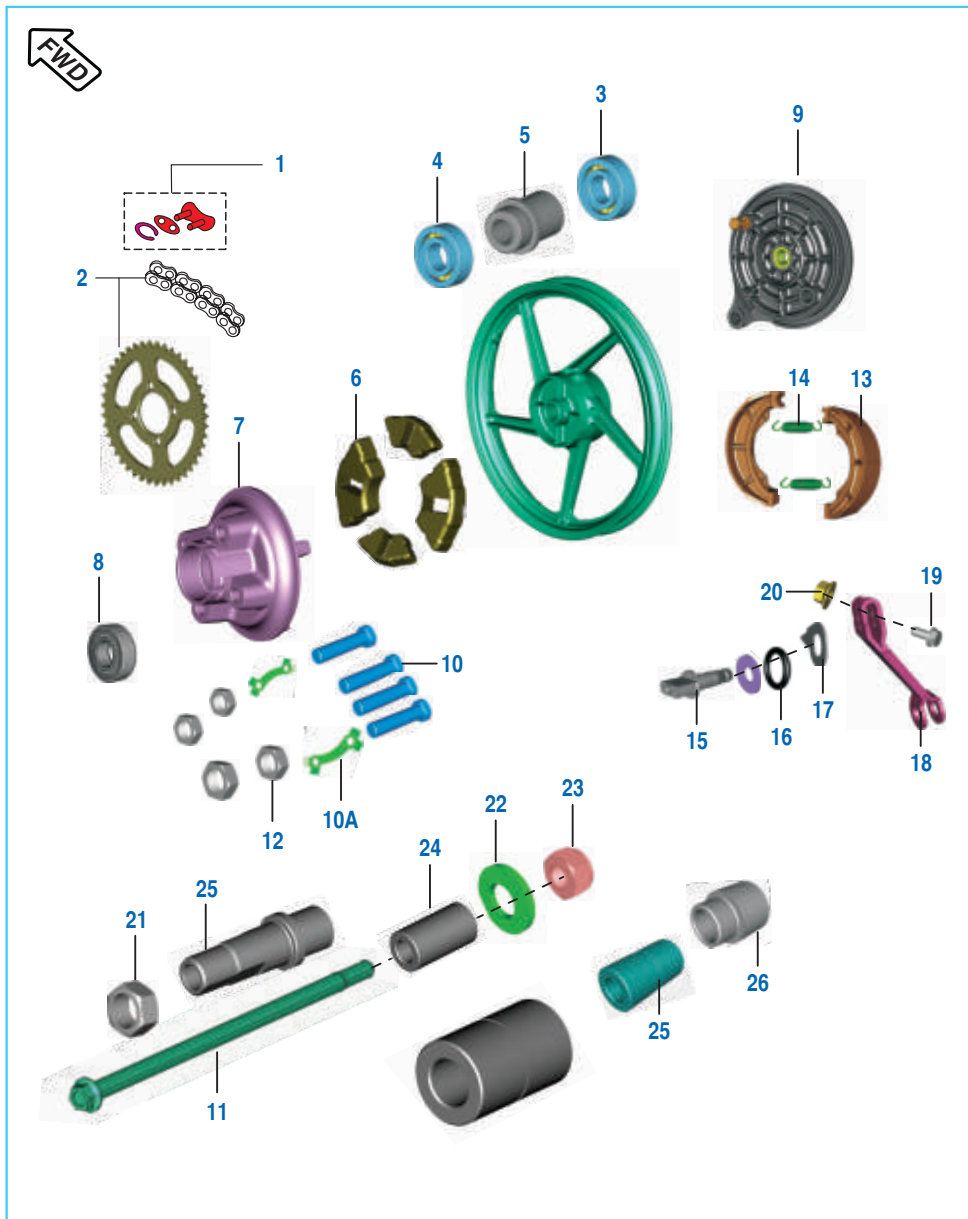
Front Hub



No.	Part No.	Description	Qty.		Remarks
			(ES)	(KS)	
1	KP BB63 00	Bearing-Ball-C3 Clearance	1	1	
2	31 1510 04	Collar	1	1	
3	KP BB62 00	Bearing-Ball-C3 Clearance	1	1	
4	14 1510 21	Seal - Oil 30 X 17 X 6	1	1	
5	JK 1310 23	Axle Front	1	1	
6	JK 1318 07	Collar Assly	1	1	
7	39 1510 11	Washer - Plain	1	1	
8	LC J000 01	U Nut M10	1	1	
9	JK 1318 06	Panel Front Brake Dia 110 Blk	1	1	ComforTec June 16
	DZ 1510 27	Panel Front Brake Dia 110 Blk	1	1	
10	31 1510 07	Shoe Brake	2	2	
11	30 1510 69	Spring	2	2	
12	JK 1310 25	Cam Brake	2	2	
13	30 1510 38	O Ring	2	1	
14	JK 1310 24	Lever Brake Cam	2	2	
15	DS 1510 95	Hex Head Bolt	1	1	
16	DS 1510 94	Flanged Nut	1	1	
17	DS 1510 91	Wear Indicator	1	1	
18	36 DZ00 08	Kit Gear Meter	1	1	Refer Page No. 101
19	31 1510 14	Oil Seal	1	1	
20	30 1510 42	Washer A	2	2	
21	JA 1316 06	Bushing	1	1	
22	JK 1310 16	Stopper For Bushing	1	1	
23	39 1013 21	O Ring	1	1	
24	JK 1310 19	Washer Spring	1	1	
25	JK 1310 18	Screw Pan Cross	1	1	

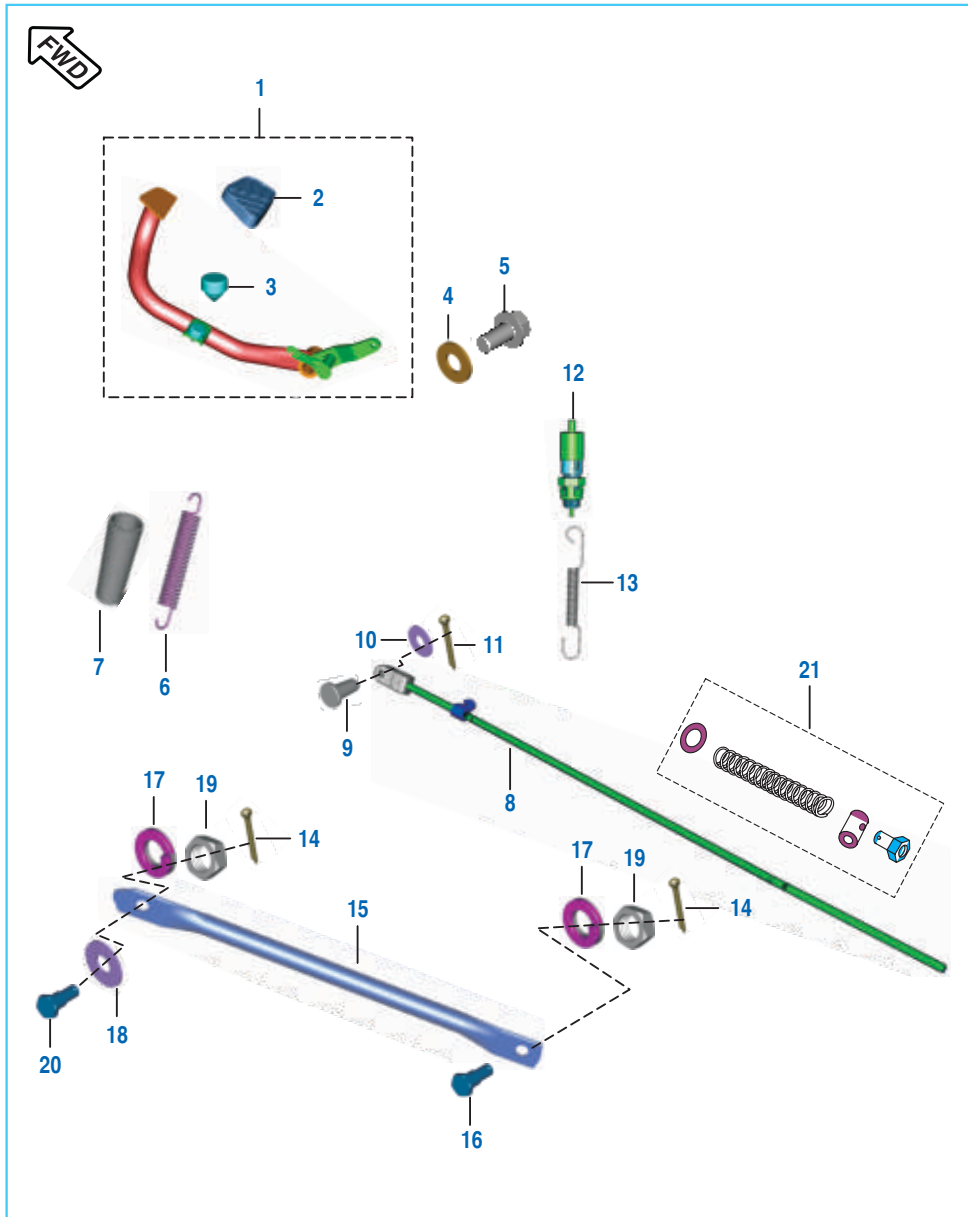


Rear Hub



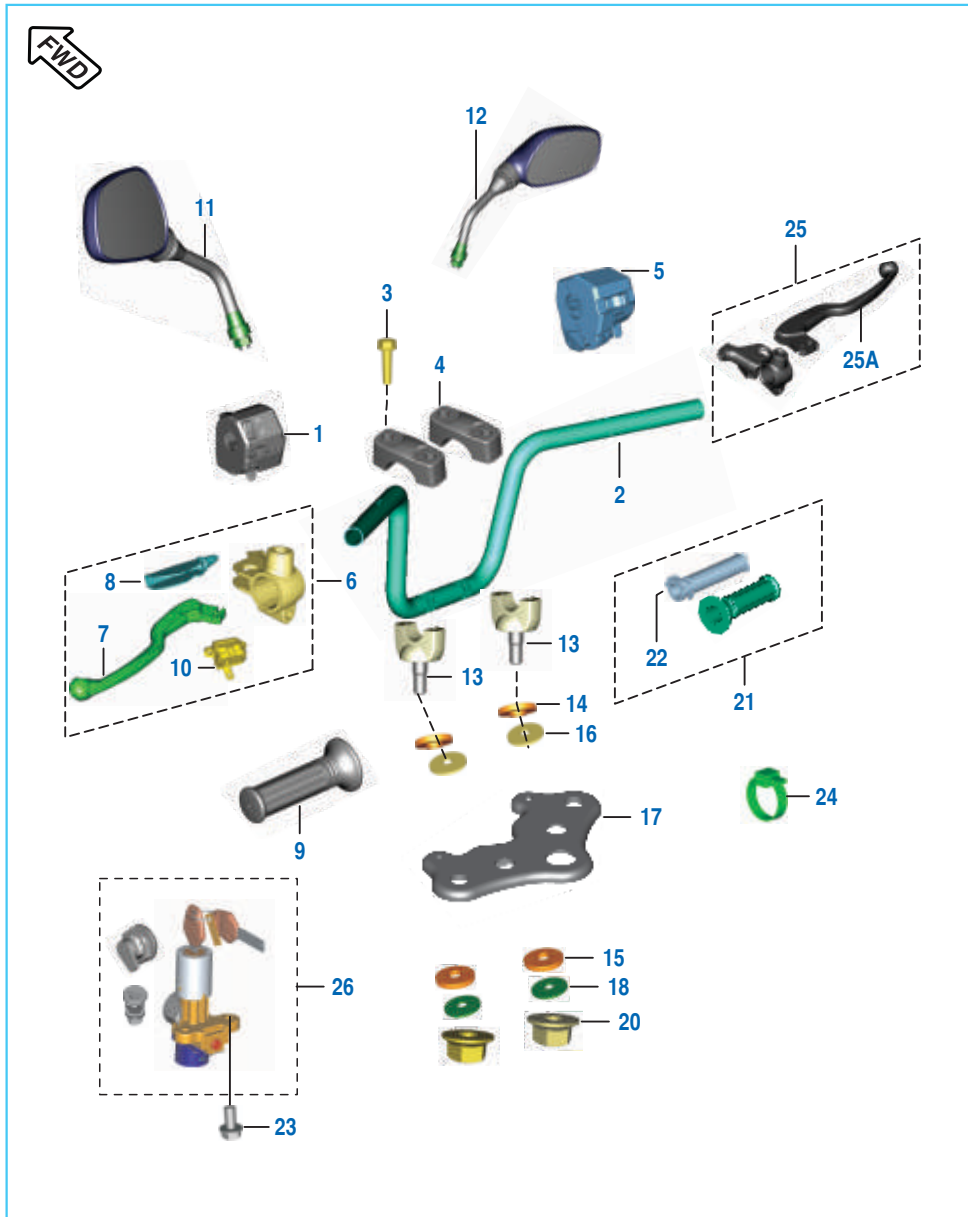
No.	Part No.	Description	Qty.		Remarks
			(ES)	(KS)	
1	JD 1410 03	Drive Chain Lock	1	1	
2	36 PA01 23	Kit Chain Sprocket	1	1	Refer Page No. 101 ComforTec June 16
	36 PA01 52	Kit Chain Sprocket	1	1	
3	39 1364 20	Bearing ball C3 Clearance	1	1	
4	39 2682 20	Bearing ball C3 Clearance	1	1	
5	31 1510 18	Collar-Bearing	1	1	
6	31 1510 21	Coupling Rubber	1	4	
7	PF 1312 39	Coupling	1	1	
8	KP BC60 04	Ball Bearing	1	1	
9	JA 1312 05	Panel Rear Brake	1	1	ComforTec June 16
	DZ 1510 45	Panel Rear Brake	1	1	
10	DX 1510 10	D Bolt	4	4	
10A	31 1510 29	Washer	2	2	
11	PF 1312 35	Axle Rear	1	1	
12	KC BA10 06	Nut U Flange	4	4	
13	31 1510 07	Shoe Brake Assly	2	2	
14	30 1510 69	Spring	2	2	
15	JB 1312 23	Cam Brake Assly.	1	1	
16	30 1510 38	'O' Ring	1	1	
17	DS 1510 90	Wear Indicator	1	1	
18	JB 1316 05	Lever Cam Brake	1	1	
19	JB 1312 24	Hex Bolt with Flange	1	1	
20	DS 1510 94	Flange Nut	1	1	
21	JB 1312 25	Hexagon Nut M18X1.5P	1	1	
22	JB 1220 11	Washer Plain	1	1	
23	JB 1310 19	Nut - U M12	1	1	
24	PF 1312 37	Spacer Panel	1	1	
25	PF 1312 36	Sleeve Coupling	1	1	
26	JK 1312 03	Collar	1	1	

Rear Brake Pedal



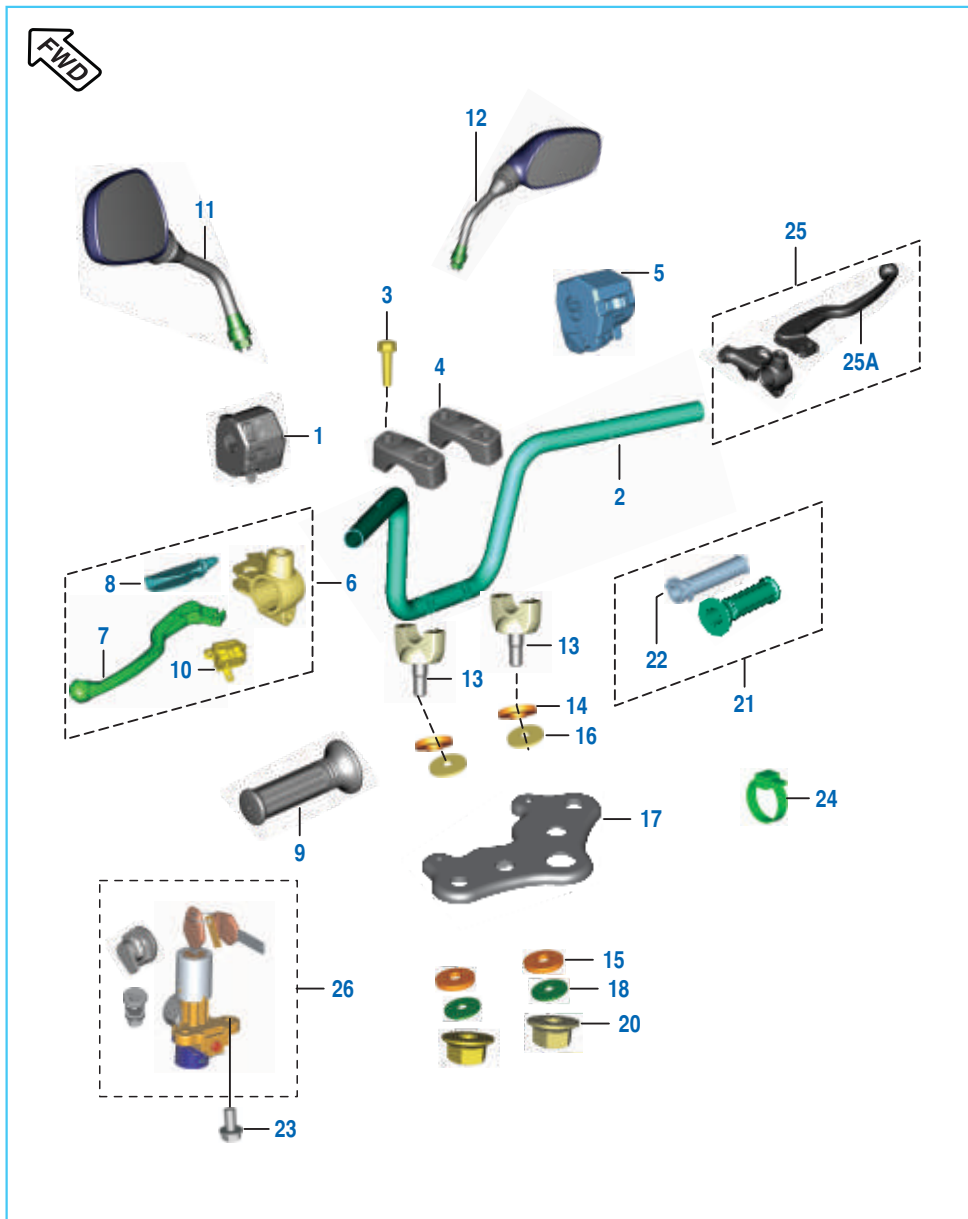
No.	Part No.	Description	Qty.		Remarks
			(ES)	(KS)	
1	PA 1610 06	Assly Brake Pedal	1	1	
2	JZ 1610 19	Pad Brake Pedal	1	1	
3	DD 1610 78	Damper	1	1	
4	KD BA08 18	Washer Plain	1	1	
5	KA DF08 16	Bolt Flanged	1	1	
6	JD 1610 02	Spring Brake Pedal	1	1	
7	JD 1610 06	Sleeve Brake Return Spring	1	1	
8	PF 1610 06	Brake Rod	1	1	
9	30 1910 38	Pin Brake Rod	1	1	
10	39 0198 11	Washer - Plain	1	1	
11	39 0808 08	Pin - Split	1	1	
12	31 2010 79	Rear Brake Switch	1	1	
13	PA 1610 04	Spring Brake Switch	1	1	
14	39 0807 08	Pin - Split	2	2	
15	PF 1220 19	Rod - Torque	1	1	
16	30 1510 96	Bolt - Hexagon	1	1	
17	39 0789 12	Washer - Spring	2	2	
18	39 1540 11	Washer - Plain	1	1	
19	39 0694 15	Nut - Hexagon Lock	2	2	M8 X 1.25
20	DH 1510 29	Bolt - Step :- Torque Rod	1	1	
21	36 DK00 17	Kit Hardware Br Rod	1	1	Refer Page No. 120

Handle Bar Assly



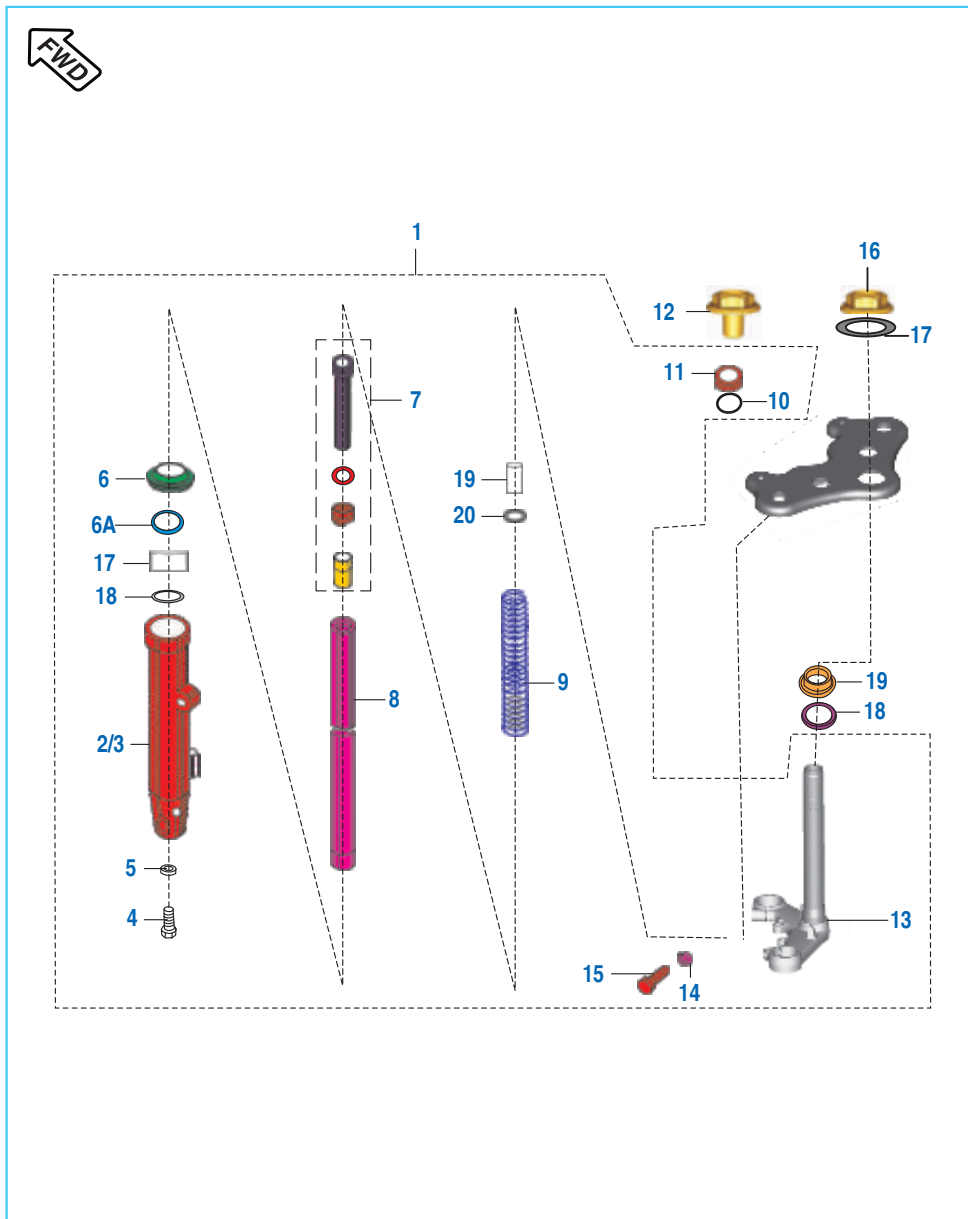
No.	Part No.	Description	Qty.		Remarks
			(ES)	(KS)	
1	JB 4014 00	Control Switch LH	1	1	
2	PF 1510 15	Handle Bar	1	1	
3	39 1074 04	Bolt - Flanged	4	4	
4	FD 1810 30	Holder Handle Upper	2	2	
5	PF 4014 17	Control Switch RH-ES	1	--	
	DZ 2010 44	Control Switch RH-KS	--	1	
6	PF 1610 14	Lever & Support Holder LH - ES	1	--	
	DD 1911 48	Lever & Support Holder LH - KS	--	1	
	PF 1610 09	Lever & Support Holder LH - ES	1	--	ComforTec June 16
	PF 1610 16	Assembly Lever Holder LH - KS	--	1	ComforTec June 16
7	PF 1610 15	Lever Grip Left - ES	1	--	
	DL 1910 13	Lever Grip Left - KS	--	1	
8	DS 1910 52	Lever Boot LH For	1	1	
9	PF 1610 05	Hand Grip LH	1	1	
10	JZ 4014 03	Clutch Switch	1	--	
11	DJ 2210 03	Mirror Assy. LH	1	1	
12	DJ 2210 04	Mirror Assy. RH	1	1	
13	FD 1810 31	Holder Handle Lower LH	2	2	
14	DF 1810 91	Damper Handle Upper	2	2	
15	DF 1810 92	Damper Handle Lower	2	2	
16	FD 18101 9	Washer Handle Upper	2	2	
17	PF 1210 79	Bracket Holder Fork Upper	1	1	
18	FD 1810 20	Washer Handle Lower	2	2	
19	DJ 2011 08	Front Brake Switch Cable	1	1	N.I
20	39 2249 15	Nut	2	2	

Handle Bar Assly



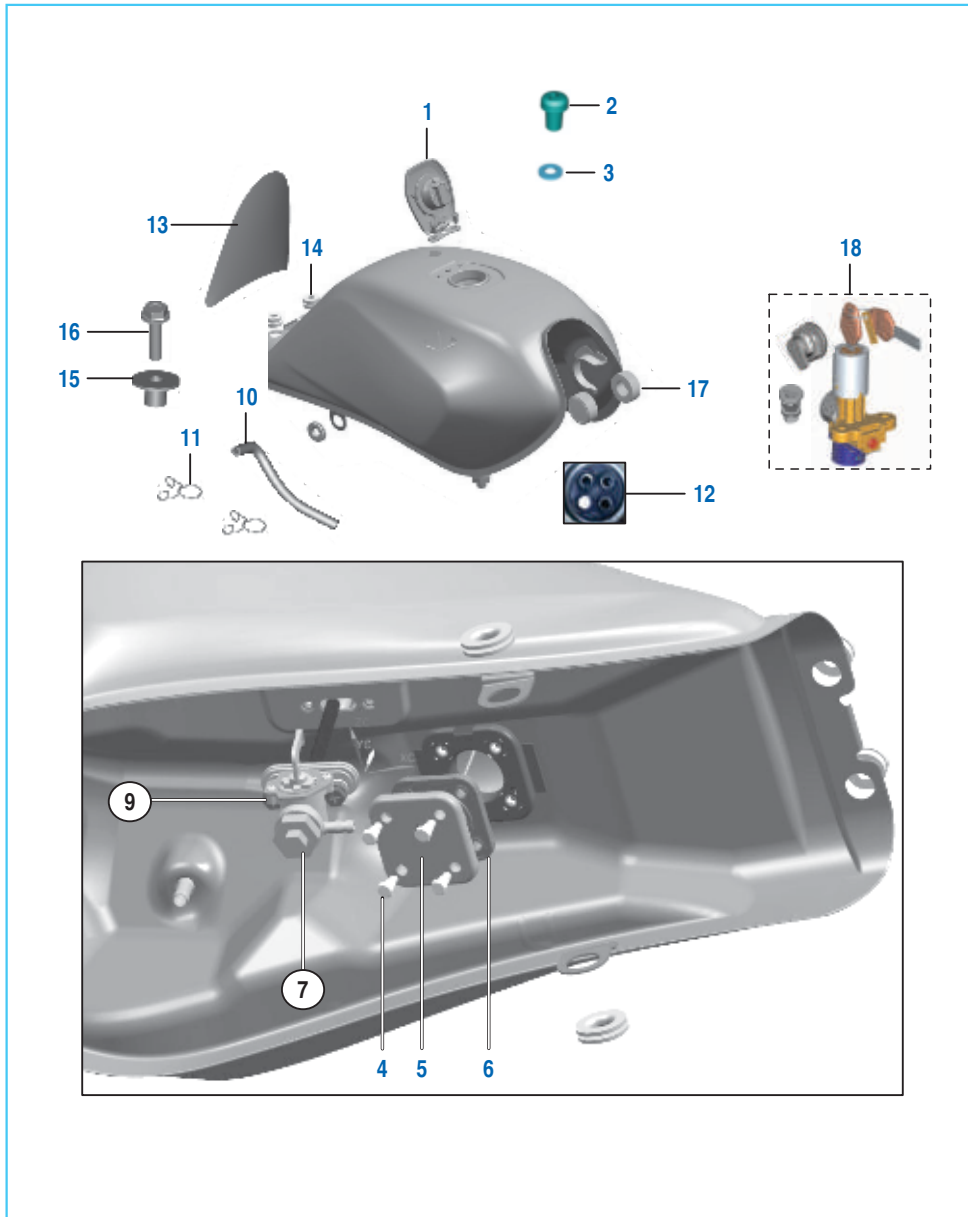
No.	Part No.	Description	Qty.		Remarks
			(ES)	(KS)	
21	PF 1610 07	Grip Assy RH	1	1	
22	PF 1610 13	Pipe Throttle	1	1	Deleted
23	39 1912 04	Bolt Flange	2	2	
24	JD 4022 17	Band	2	2	
25	DX 1910 09	Lever Assembly RH	1	1	
	PF 1610 11	Assembly Lever Holder RH	1	1	ComforTec June 16
25A	DD 1911 42	Lever - Grip :- Right	1	1	
26	PF 2326 03	Lock Kit	1	1	Refer Page No. 100
	PF 2326 04	Lock Kit	1	1	ComforTec June 16
27	DD 2011 70	Brake Switch With Lever	1	1	Minda

Front Fork



No.	Part No.	Description	Qty.		Remarks
			(ES)	(KS)	
1	PF 1210 43	Front Fork Assembly	1	1	
	PF 1210 88	Front Fork Assembly	1	1	ComforTec June 16
2	PF 1210 57	Outer Pipe LH	1	1	
3	PF 1210 64	Outer Pipe RH	1	1	
4	30 1810 25	Bolt Socket Head	2	2	
5	30 1810 26	Gasket	2	2	
6	DD 1810 32	Seal Dust	2	2	
6A	PF 1210 73	Seal Oil	2	2	
6B	31 1811 08	Ring -Snap: Endu Sys	2	2	
7	36 PA01 21	Cylinder Complete Fork -Drum	2	2	Refer Page No. 101
8	PA 1210 42	Fork Pipe Spinning	2	2	
	PF 1211 01	Fork Pipe Spinning	2	2	ComforTec June 16
9	PA 1210 17	Spring Main	2	2	
	PF 1210 74	Spring Main	2	2	ComforTec June 16
10	30 1810 29	'O' Ring	2	2	
11	DS 1810 12	Bolt Fork	2	2	
12	59 0400 06	Hex Bolt	2	2	
13	PF 1210 76	Assembly Under Bracket	1	1	
14	39 0789 12	Washer Spring	2	2	
15	39 1181 01	Bolt Hexagon Head M8X40	2	2	
16	DS 1810 15	Cap Nut Fork	1	1	
17	JK 1210 07	Guide Bush	2	2	
18	JK 1210 09	Washer Guide Bush	2	2	
19	JW 1510 29	Spacer Tube	2	2	
20	DM 1810 10	Washer	2	2	
21	PF 1210 99	Leg Assembly LH	1	1	ComforTec June 16
22	PF 1211 00	Leg Assembly RH	1	1	ComforTec June 16

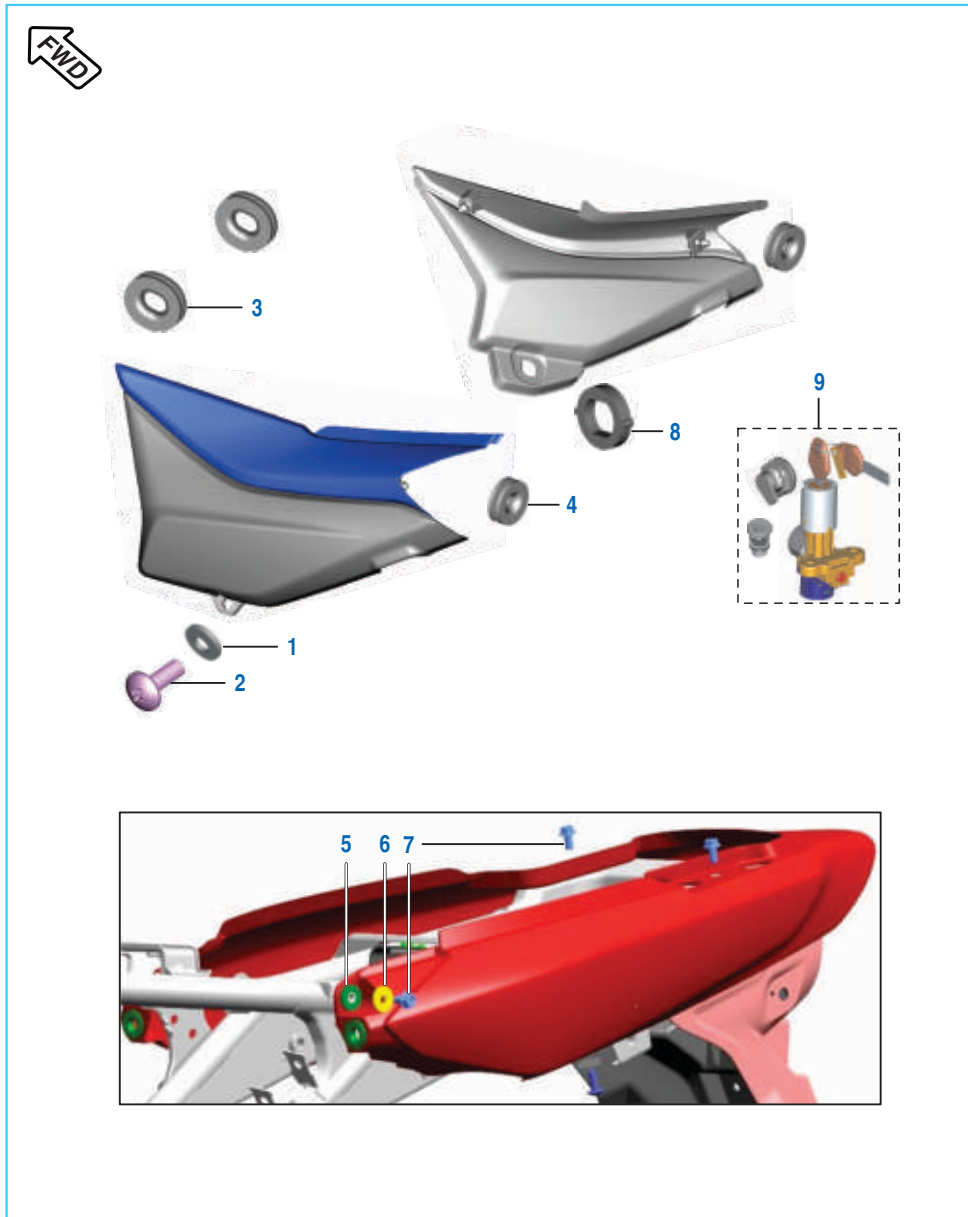
Petrol Tank, Cap Tank and Gauge Fuel



No.	Part No.	Description	Qty.		Remarks
			(ES)	(KS)	
1	DS 1410 09	Cap Fuel Tank	1	1	
2	AP 1012 55	Screw Pan Cross - M5	2	2	
3	39 2179 24	Washer	2	2	
4	30 1410 32	Bolt	4	4	
5	DZ 2010 02	Tank Unit	1	1	
6	30 1410 28	Gasket	1	1	
7	DZ 1410 40	Fuel Cock Assy	1	1	
8	39 0740 11	Washer(Non Metallic)	2	2	
9	DD 1412 27	Bolt - Flanged	2	2	
10	JZ 1718 29	Tube Fuel (Tank)	1	1	
11	33 1410 08	Clamp	2	2	
12	DZ 1410 75	4 Hole Washer	1	1	
13	DP 1410 20	Pad Seat Lab	1	1	
14	DG 1410 19	Damper	1	1	
15	30 2110 05	Collar	2	2	
16	KA DF06 25	Bolt Flanged	2	2	
17	DF 1411 28	Damper -Fuel Tank Mtg	2	2	
18	PF 2326 03	Lock Kit	1	1	Refer Page No. 100
19	30 1410 39	Packing Fuel Cock	1	1	N.I.

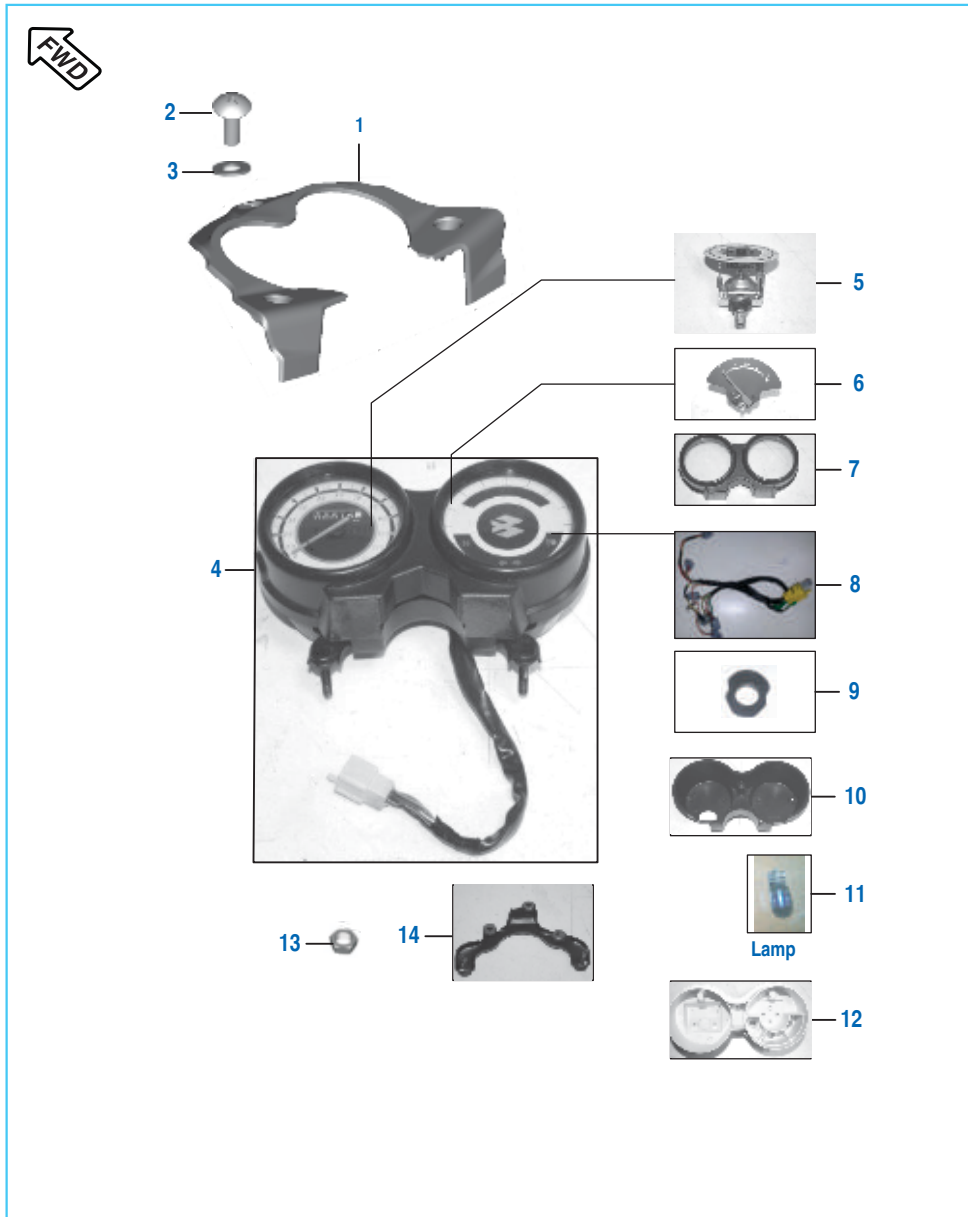


Fittings - Side Covers & Seat Cowl




No.	Part No.	Description	Qty.		Remarks
			(ES)	(KS)	
1	39 1789 24	Washer Nylon	1	1	
2	DG 1611 21	Screw	1	1	
3	DG 1611 18	Grommet	2	2	
4	DT 1812 65	Grommet Side Cover	2	2	
5	JL 1812 19	Grommet -1 Seat Cowl	2	2	
6	39 1211 11	Plain Washer	2	2	
7	KA DF06 12	Bolt Flanged	4	4	
8	DU 1611 02	Damper	1	1	
9	PF 2326 03	Lock Kit	1	1	Refer Page No. 100
10	DU 1611 19	Screw	2	2	Seat Cowl Mtg on Fender

Meter Assembly



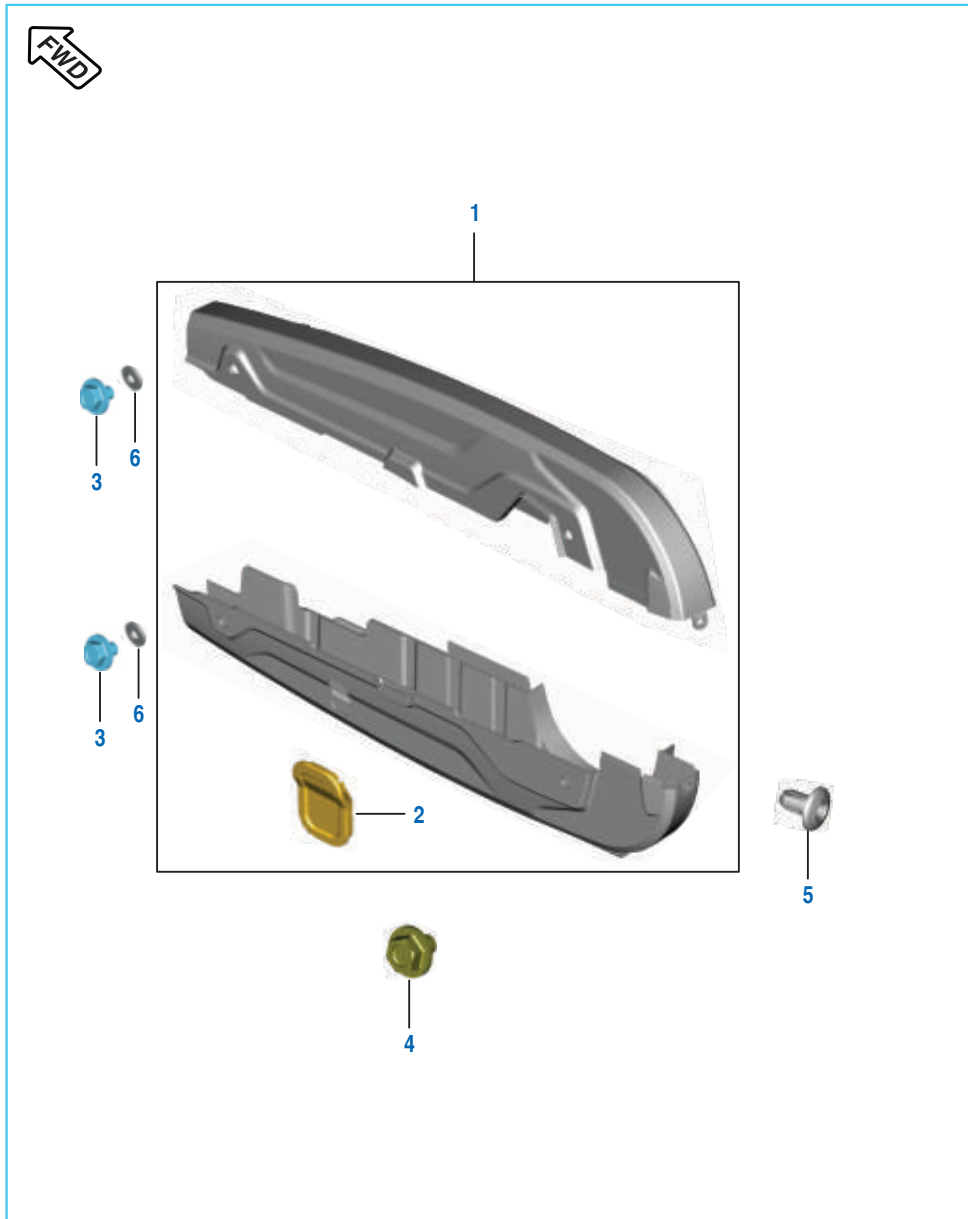
No.	Part No.	Description	Qty.		Remarks
			(ES)	(KS)	
1	PF 1812 14	Flap Speedometer	1	1	
2	KB UA06 16	Screw Truss	3	3	
3	KD BA06 13	Washer Plain	3	3	
4	PF 4024 12	Speedometer Assembly	1	1	
5	YP F080 10	Speedometer With Dial Minda	1	1	
	YP F080 17	Speedometer With Dial Pricol	1	1	
6	YP F080 09	Fuel Gauge With Dial Minda	1	1	
	YP F080 11	Fuel Gauge With Dial Pricol	1	1	
7	YP F080 08	Top Cover with Seal Ring Minda	1	1	
	YP F080 15	Top Cover with Seal Ring Pricol	1	1	
8	YP F080 07	Speedometer W Harness Minda	1	1	
	YP F080 16	Speedometer W Harness Pricol	1	1	
9	YP F080 06	Sealing Ring Meter Minda	1	1	
	YP F080 12	Sealing Ring Meter Pricol	1	1	
10	DZ 1910 25	Speedometer Back Cover	1	1	
11	CM 2010 54	Lamp 12V,2W	5	5	
12	DZ 1910 28	Speedometer Housing	1	1	
13	KC GA06 06	Nut Hex Flanged	2	2	
14	DU 1910 21	Bracket Speedometer	1	1	

Cables



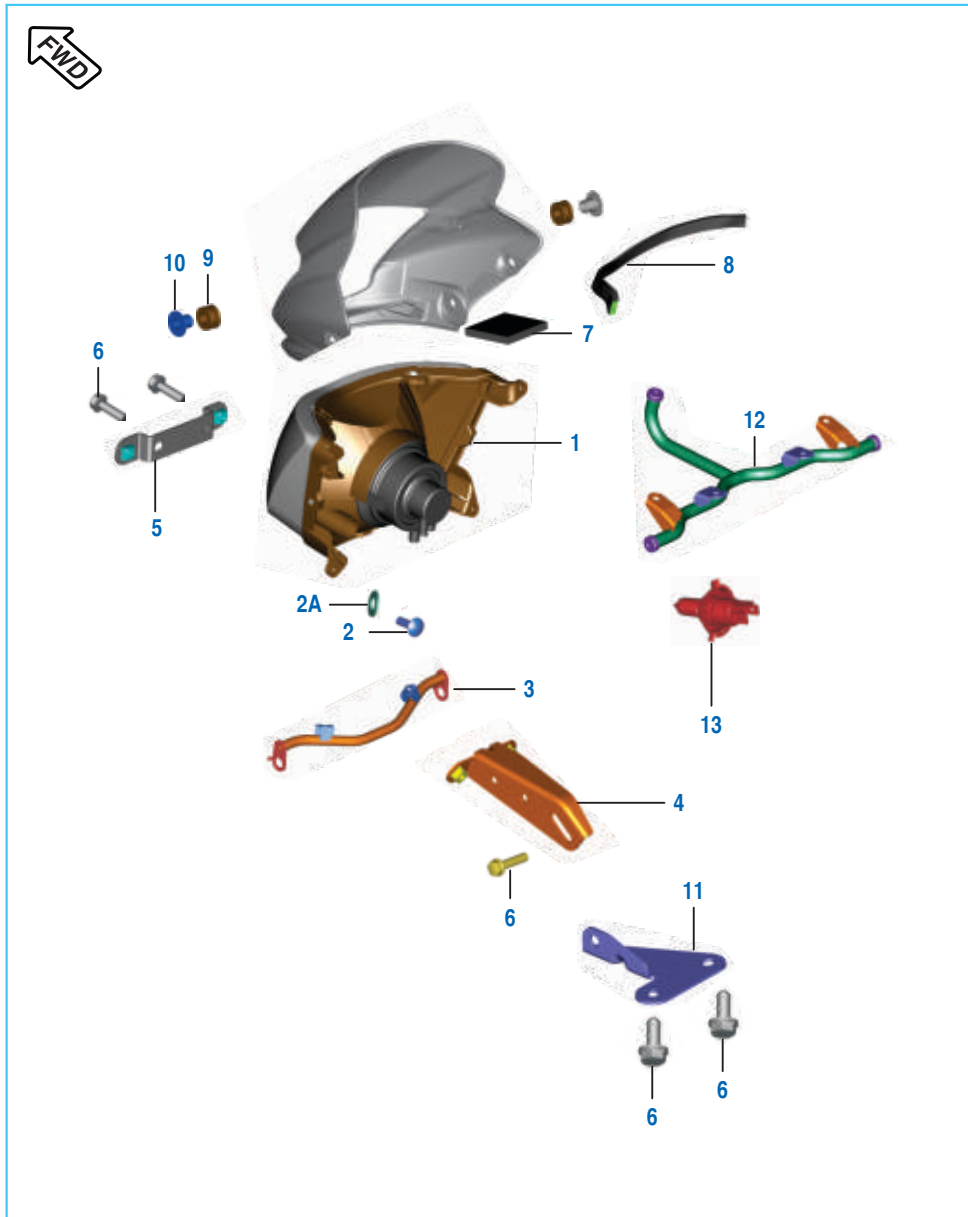
No.	Part No.	Description	Qty.		Remarks
			(ES)	(KS)	
1	PF 1612 20	Cable Brake ES	1	--	ComforTec June 16
	PA 1612 08	Cable Brake KS	--	1	
	PF 1612 27	Cable Brake without Adjuster	1	1	
2	PF 1612 18	Cable Throttle	1	1	
3	PF 1612 19	Cable Clutch	1	1	ComforTec June 16
	PF 1612 26	Cable Clutch	1	1	
4	PA 1612 17	Cable Speedometer	1	1	
5	KB CC05 14	Screw	1	1	Speedo cable mtg on panel

Chain Case



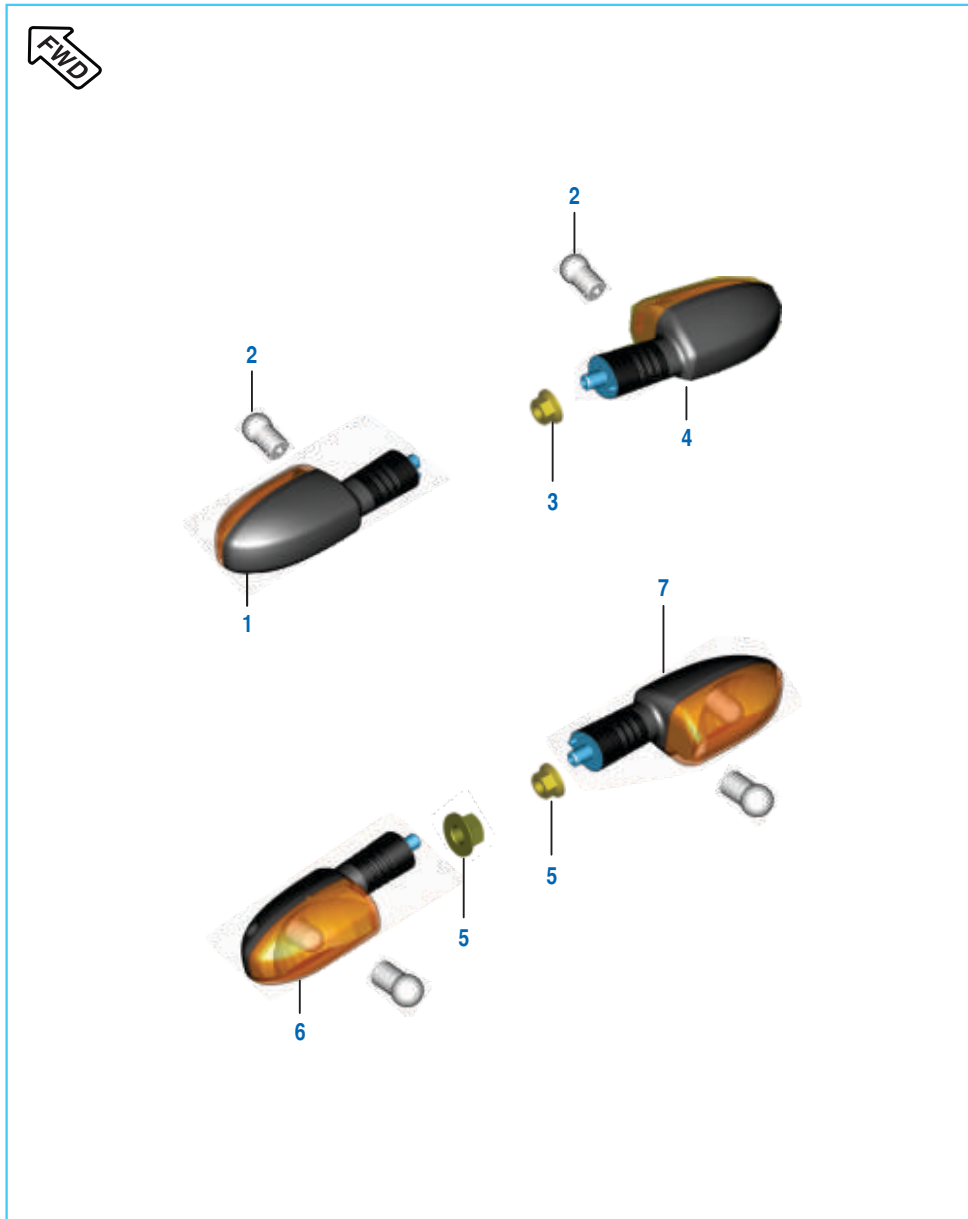
No.	Part No.	Description	Qty.		Remarks
			(ES)	(KS)	
1	36 PF00 43	Kit Chain Case	1	1	Refer Page No. 97
2	PF 1812 19	Rubber Cap	1	1	
3	KA DC06 10	Bolt	2	2	
4	LA D001 27	Bolt Flanged	1	2	
5	JG 1812 59	Rivet Snap	1	1	
6	39 1508 11	Washer	2	2	

Head Lamp & Fairing



No.	Part No.	Description	Qty.		Remarks
			(ES)	(KS)	
1	DU 2011 08	Lamp Assy Head Lens+Reflector	1	1	
2	KB RA42 16	Screw Tapping Pan Cross	4	4	
2A	KD AA04 08	Washer Plain Small	4	4	
3	PF 1812 37	Bracket Blinker Mtg	1	1	
4	PF 1812 38	Bracket Fairing Lower Pivot	1	1	
5	DP 1810 21	Bracket - Number Plate	1	1	
6	KA DF06 16	Bolt Flanged	5	5	
7	PF 1812 46	Foam Tape	1	1	
8	PF 1812 48	Foam Tape	1	1	
9	DP 1810 41	Damper For Mounting Cowling	2	2	
10	DP 1810 40	Collar - Cowling Mounting	2	2	
11	PF 1812 39	Bracket Fork Side	1	1	
12	PF 1812 36	Bracket Fairing Upper Pivot	1	1	
13	CL 2010 23	Lamp 12V 35X35W	1	1	
14	DU 2011 10	Cap Dust	1	1	N.I.
15	DU 2011 11	Clamp Wire For H/L	1	1	N.I.

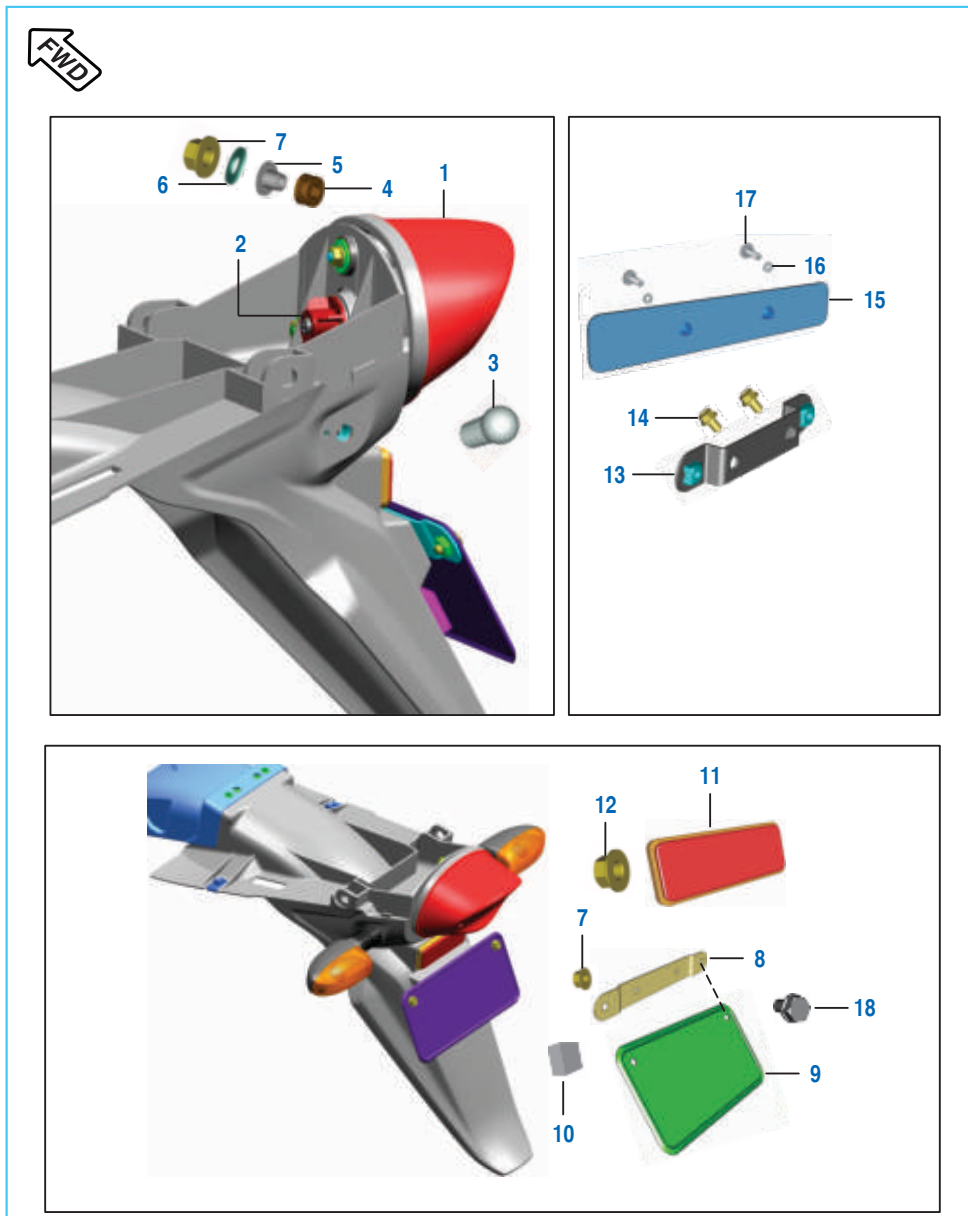
Indicator Light Assembly



No.	Part No.	Description	Qty.		Remarks
			(ES)	(KS)	
1	JK 4010 09	FR LH Blinker Amber Lens	1	1	
2	06 2010 83	Lamp 12V-10W	4	4	
3	KC GA10 10	Nut-Hex-Flanged	2	2	
4	JK 4010 10	FR RH Blinker Amber Lens	1	1	
5	KC GF10 10	Nut - Hex Flanged	2	2	
6	JK 4010 07	RR LH Blinker Amber Lens	1	1	
7	JK 4010 08	RR RH Blinker Amber Lens	1	1	

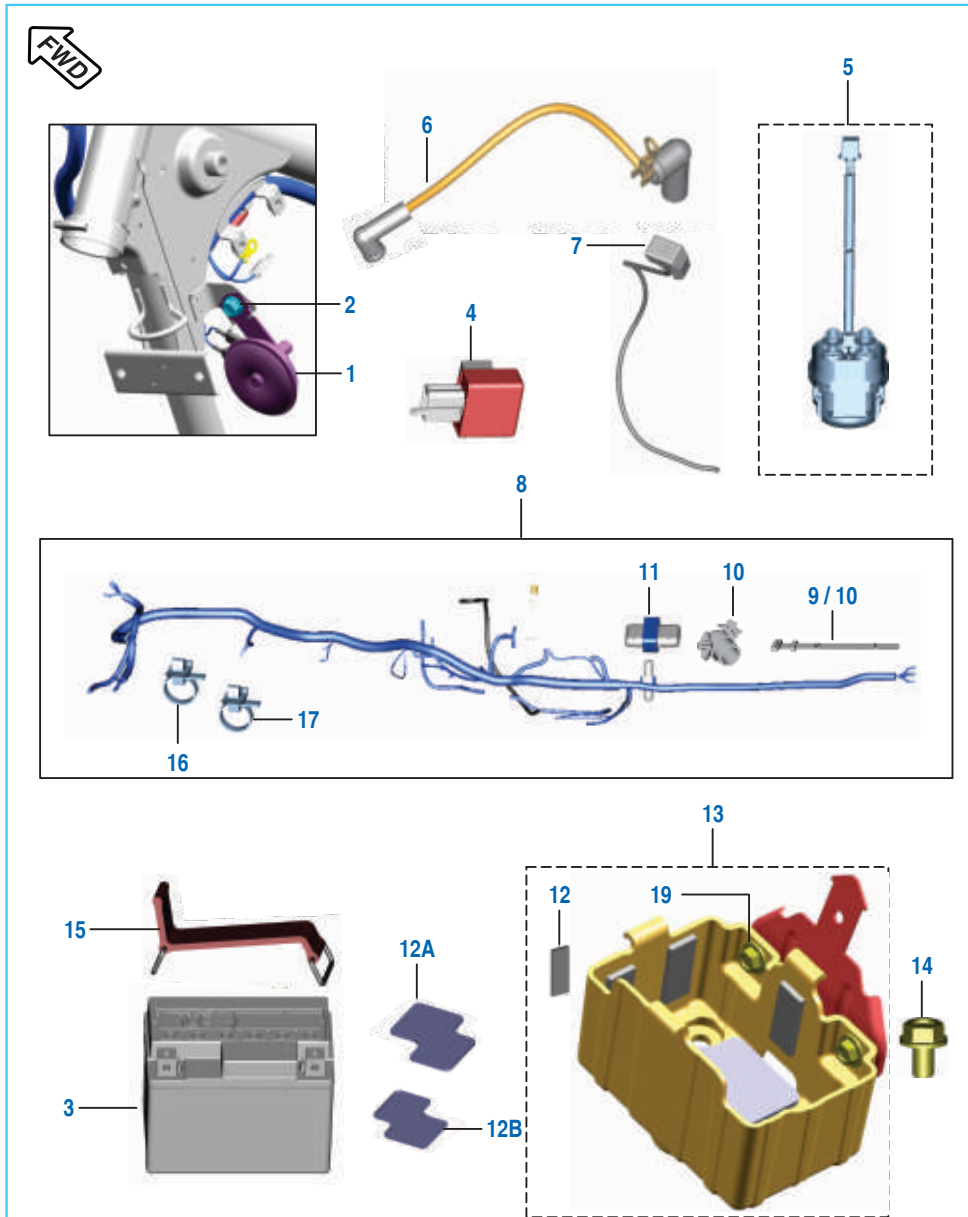


Tail Lamp Assly / Number Plate



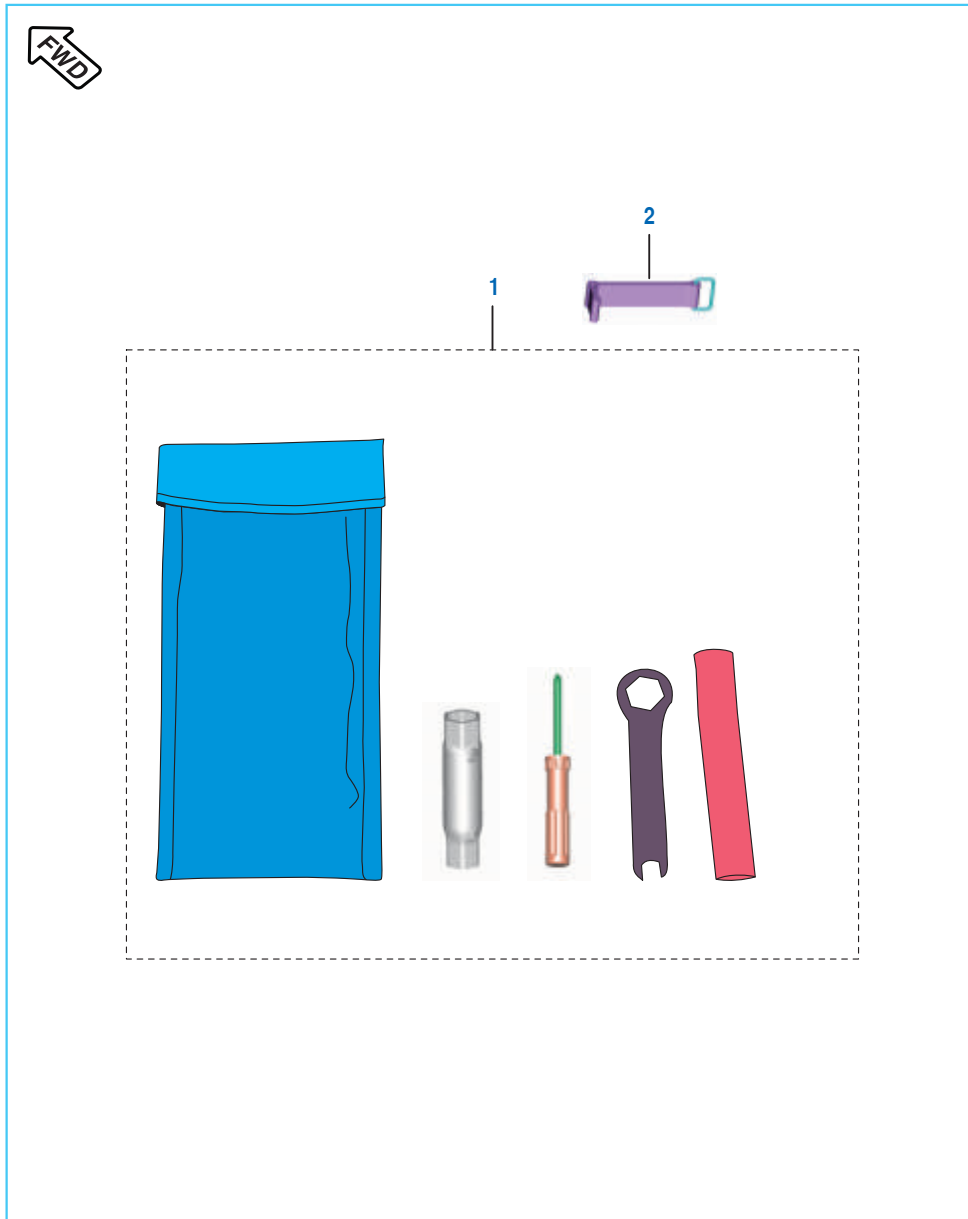
No.	Part No.	Description	Qty.		Remarks
			(ES)	(KS)	
1	YD Z050 05	Tail Lamp Without Bulb.	1	1	
2	YD Z050 06	Tail Lamp Wire Holder Assembly	1	1	
3	31 2010 28	Bulb 10/5W	1	1	
4	DD 2010 11	Damper	3	3	
5	DZ 2010 15	Collar Assy	3	3	
6	DP 2010 44	Washer	3	3	
7	KC GD06 06	Nut Hex Flanged	3	5	
8	DJ 1610 72	Bracket-Rear Number Plate	1	1	
9	DP 1611 45	Plate -No.:RR1	1	1	
10	JZ 2328 05	Foam Rear Number Plate	1	1	
11	DD 2010 02	Reflector Reflex	1	1	
12	KC GD05 05	Nut Hex Flanged	1	1	
13	DP 1810 21	Bracket - Number Plate	1	1	
14	KA DF06 16	Bolt	4	2	
15	DP 1611 44	Front No. Plate	1	1	
16	KD BA05 12	Washer Plain	2	2	
17	KB UA05 10	Screw Truss	2	2	
18	KA DA06 10	Bolt Flanged	2	2	

Electrical Equipments



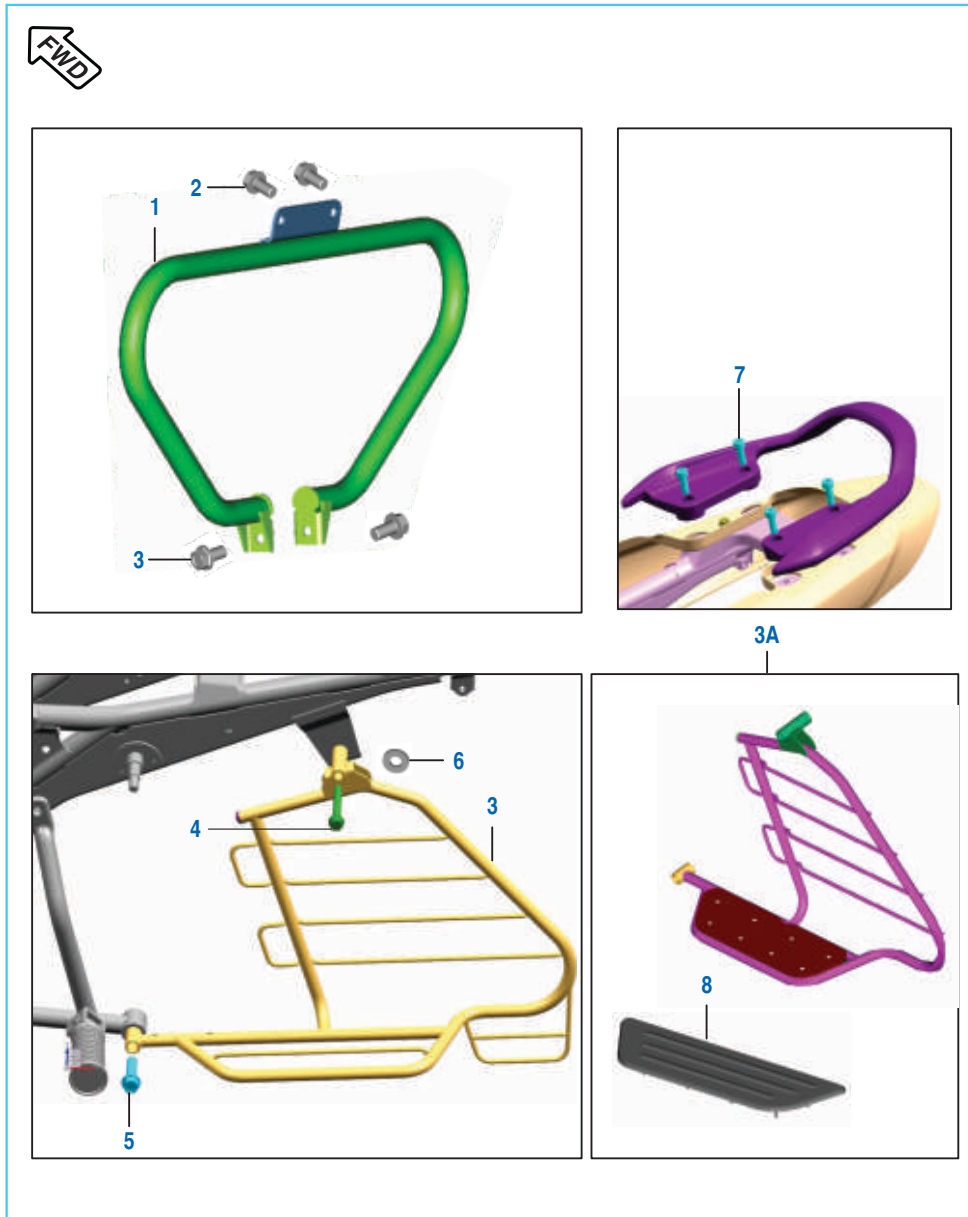
No.	Part No.	Description	Qty.		Remarks
			(ES)	(KS)	
1	JZ 4016 00	DC Horn	1	1	
2	KA DD08 14	Bolt Flanged	1	1	
3	PA 4018 10	Battery 3Ah VRLA	1	--	Not Supplied in spares
	31 2010 27	Battery	--	1	
4	DS 2010 25	Assy D C Flasher	1	1	
5	JN 3516 04	Starter Relay-with Grommet	1	1	
6	PF 4022 24	Cable Assy St Relay-Motor	1	1	
7	PF 4022 23	Cable Assy Battery-Earth	1	1	
8	PF 4022 20	Harness Wiring - ES	1	--	
	PF 4022 29	Harness Wiring - ES	1	--	ComforTec June 16
	PF 4022 18	Harness Wiring - KS	--	1	
	PF 4022 31	Harness Wiring - KS	--	1	ComforTec June 16
9	60 1114 05	Cable Tie Lk-Rlsbl	1	1	
10	JD 4022 17	Band (L 150)	2	2	
11	DJ 2012 19	Fuse Box Assly.	1	1	
11A	GF 2010 53	Fuse 10 Amp	1	1	
12	JG 4018 08	Foam Battery	7	7	
12A	PF 4018 10	Foam Battery	1	1	
12B	PF 4018 11	Foam Battery	1	1	
13	PF 1812 21	Assly Case Battery	1	1	Includes Foam
14	KA DA06 10	Bolt Flanged	2	3	
15	PF 4018 12	Band Battery	1	--	
	JL 4018 01	Band Battery	--	1	
16	60 1114 15	Cable Tie lock-small	2	2	
17	60 1114 17	Clip Positive lock	1	1	
18	39 1062 04	Bolt-Earthing Cable	1	1	
19	LA D001 27	Bolt	2	2	
20	PF 4018 14	Pipe Drain Battery	--	1	

Tool Kit



No.	Part No.	Description	Qty.		Remarks
			(ES)	(KS)	
1	PA 2310 02	Tool Kit	1	1	Not Serviceable in Spare
2	DP 2210 11	Band	2	2	

Accessories / Grab Handle



No.	Part No.	Description	Qty.		Remarks
			(ES)	(KS)	
1	PA 2312 11	Leg Guard	1	1	
2	KA DF08 16	Bolt Flange	2	4	
3	PF 2312 04	Guard Sari	1	1	
3A	PF 2312 06	Saree Gaurd With Pad	1	1	ComforTec June 16
4	LA D000 48	Bolt Flange	1	1	
5	LA D001 31	Bolt Flange	1	1	
6	39 1540 11	Washer	1	1	
7	KA CA08 22	Bolt Master KAC	4	4	
8	PF 2312 05	Pad Saree Gaurd	1	1	ComforTec June 16

Painted Parts and Decals



No.	Part No.	Description	Qty.		Remarks
			(ES)	(KS)	
1	52 PF03 38	Fuel Tank Ebony Blk. W. Decal	1	1	
	52 PF03 36	Fuel Tank Candy Red W. Decal	1	1	
	52 PF03 37	Fuel Tank EI Blue W. Decal	1	1	
	52 PF03 75	Fuel Tank Silver Gray	1	1	
	52 PF07 42	Fuel Tank Elec Blue Wh Dkl	1	1	ComforTec June 16
	52 PF07 41	Fuel Tank Ebony Blk Wh Dkl	1	1	ComforTec June 16
	52 PF07 40	Fuel Tank Flame Red Wh Dkl	1	1	ComforTec June 16
2	52 PF03 35	Front Fender Ebony Blk With Br	1	1	
	52 PF03 33	Front Fender Candy Red With Br	1	1	
	52 PF03 34	Front Fender EI Blue With Br	1	1	
3	52 PF03 29	Fairing Ebony Blk Wh Decal	1	1	
	52 PF03 27	Fairing Candy Red Wh Decal	1	1	
	52 PF03 28	Fairing EI Blue Wh Decal	1	1	
	52 PF03 69	Fairing Silver Gray	1	1	
	52 PF07 27	Fairing Ele Blue Wh Decal	1	1	ComforTec June 16
	52 PF07 26	Fairing Ebony Blk Wh Decal	1	1	ComforTec June 16
	52 PF06 22	Fairing Flame Red With Dcl	1	1	ComforTec June 16
4	52 PF03 26	Seat Cwl S/A Ebony Blk Wh Dcl	1	--	
	52 PF03 24	Seat Cwl S/A Candy Red Wh Dcl	1	--	
	52 PF03 25	Seat Cwl S/A EI Blue With Dcl	1	--	
	52 PF03 73	Seat Cwl S/A Silver Gray	1	--	
	52 PF07 36	Seat Cowl Elec Blue With Dcl	1	1	ComforTec June 16
	52 PF07 35	Seat Cowl Ebony Blk With Dcl	1	1	ComforTec June 16
5	52 PF07 34	Seat Cowl Flame Red With Dcl	1	1	ComforTec June 16
	52 PF03 17	Side Cvr Lh S/A Ebony Blk	1	1	
	52 PF03 15	Side Cvr Lh S/A Candy Red	1	1	
	52 PF03 16	Side Cvr Lh S/A EI Blue	1	1	
	52 PF03 67	Side Cvr Lh S/A Silver Gray	1	1	
	52 Pf07 30	Side Cvr Lh EI Blue With Dcl	1	1	ComforTec June 16
52 Pf07 29	Side Cvr Lh Eb Blk With Dcl	1	1	ComforTec June 16	
52 Pf07 28	Side Cvr Lh FI Red With Dcl	1	1	ComforTec June 16	


Painted Parts and Decals



No.	Part No.	Description	Qty.		Remarks
			(ES)	(KS)	
6	52 PF03 20	Side Cvr Rh Ebny Blk Wh Dcl	1	1	
	52 PF03 18	Side Cvr Rh Cndy Red Wh Dcl	1	1	
	52 PF03 19	Side Cvr Rh EI Blue Wh Dcl	1	1	
	52 PF03 68	S/A Silver Gray	1	1	
	52 Pf07 33	Side Cvr Rh EI Blue With Dcl	1	1	ComforTec June 16
	52 Pf07 32	Side Cvr Rh Eb Blk With Dcl	1	1	ComforTec June 16
	52 Pf07 31	Side Cvr RH S/a FI Red With Dcl	1	1	ComforTec June 16
7	36 PF00 51	Kit Fairing Dcl E Black	1	1	
	36 PF00 49	Kit Fairing Dcl C Red	1	1	
	36 PF00 50	Kit Fairing Dcl Electron Blue	1	1	
	36 PF00 89	Kit Fairing Dcl EI Blue	1	1	ComforTec June 16
	36 PF00 90	Kit Fairing Dcl E BI	1	1	ComforTec June 16
	36 PF00 91	Kit Fairing Dcl FI Red	1	1	ComforTec June 16
	8	36 PF00 54	Kit Tank Decal E Black	1	1
36 PF00 52		Kit Tank Decal C Red	1	1	
36 PF00 53		Kit Tank Decal Electron Blue	1	1	
36 PF00 92		Kit Tank Dcl EI Blue	1	1	ComforTec June 16
36 PF00 93		Kit Tank Dcl E BI	1	1	ComforTec June 16
36 PF00 94		Kit Tank Dcl FI Red	1	1	ComforTec June 16
9		36 PF00 57	Kit S Cover Dcl-E Black	1	1
	36 PF00 55	Kit S Cover Dcl-C Red	1	1	
	36 PF00 56	Kit S Cover Dcl-EI Blue	1	1	
	36 PF00 95	Kit S Cover Dcl EI Blue	1	1	ComforTec June 16
	36 PF00 96	Kit S Cover Dcl E BI	1	1	ComforTec June 16
	36 PF00 97	Kit S Cover Dcl FI Red	1	1	ComforTec June 16
	10	36 PF00 60	Kit S Cowl Dcl-E Black	1	--
36 PF00 58		Kit S Cowl Dcl-C Red	1	--	
36 PF00 59		Kit S Cowl Dcl-EI Blue	1	--	
36 PF00 63		Kit S Cowl Dcl-E Black	--	1	



Painted Parts and Decals



No.	Part No.	Description	Qty.		Remarks
			(ES)	(KS)	
	36 PF00 64	Kit S Cowl Dcl-C Red	--	1	
	36 PF00 65	Kit S Cowl Dcl-EI Blue	--	1	
	36 PF00 98	Kit Seat C Dcl EI Blue-ks	--	1	ComforTec June 16
	36 PF00 99	Kit Seat C Dcl E Black-ks	--	1	ComforTec June 16
	36 PF01 00	Kit Seat C Dcl FI Red-ks	--	1	ComforTec June 16
	36 PF01 01	Kit Seat C Dcl EI Blue	1	--	ComforTec June 16
	36 PF01 02	Kit Seat C Dcl E Black	1	--	ComforTec June 16
	36 PF01 03	Kit Seat C Dcl FI Red	1	--	ComforTec June 16
11	56 PF70 3B	Grab Handle E Black	1	1	
	56 PF70 6S	Grab Handle C Red	1	1	
	56 PF70 3E	Grab Handle EI Blue	1	1	
12	52 PF03 58	Seat Cwl S/A Ebony Blk Wh Dcl	--	1	
	52 PF03 59	Seat Cwl S/A Candy Red Wh Dcl	--	1	
	52 PF03 60	Seat Cwl S/A EI Blue Wh Dcl	--	1	
	52 PF03 74	Seat Cwl S/A Silver Gray	--	1	
13	PF 2331 10	Bajaj 'B' Fairing Monogram Blue	1	1	
	PF 2331 11	Bajaj 'B' Fairing Monogram Black	1	1	
	PF 2331 27	Bajaj 'B' Fairing Monogram Red	1	1	ComforTec June 16
14	PF 2331 76	Decal Fork Pipe	2	2	ComforTec June 16

# Kit List



Sr No	Kit Part No.	Kit Description	Consisting of Following Parts		
			Part No.	Description	Qty/Kit
1.	36PF0044	Kit Asly Cyl Head-PI B104D	PF511054	Cylinder Head Complete B104D	1
			JA511028	Stud M8X1.25X45L	1
			39262921	O-Ring	1
			39128321	O Ring	2
2.	36PF0045	Kit Block Piston B104D	PF521022	Cylinder Block B104D	1
			PF521210	Assembly Piston B104D	1
3.	36PF0046	Clutch Cover-B104D	PF541219	Cover Clutch B104D	1
			31101064	Plug	2
			JB541201	Jet Clutch Cover Disco M	1
			BA102004	Plug	1
4.	36PF0061	Cam Chain Guide	JE521019	Guide Cam Chain Tight D102C	1
			JE541016	Guide Cam Chain Slack Side D102C	1
5.	36PF0042	Kit Jet Platina-B104D	JB581225	Jet Needle	1
			JB581282	Needle Jet New Seting Disco-M	1
			JB581280	Holder Jn New Seting Disco-M	1
			JB581281	Jet Comp New Seting Disco-M	1
6.	36PF0043	Kit Chain Case-PI B104D	PF181217	Case Chain Upper	1
			PF181218	Chain Case Lower	1
			PF181219	Rubber Cap	1
7.	36PF0047	Valve Repair Kit B104D	JD511203	Seat Valve Spring	2
			39201719	Seal Valve Stem	2
			JE511240	Spring Valve D106A	2
			JD511205	Retainer Valve Spring	2
			DG101029	Cotter Valve	4
8.	36PF0048	Valve Kit B104D	PF511204	Valve Intake B104D	1

# Kit List



Sr No	Kit Part No.	Kit Description	Consisting of Following Parts		
			Part No.	Description	Qty/Kit
9.	36PF0062	Piston Ring Set	PF511205	Valve Exhaust B104D	1
			JB521207	Ring Compression Top	1
			PF521215	Ring Compression 2Nd	1
			PF521204	Ring Oil Control	1
10.	36PF0049	Kit Fairing Dcl-C Red	PF233027	Fairing Decal Lh Candy Red	1
			PF233028	Fairing Decal Rh Candy Red	1
11.	36PF0050	Kit Fairing Dcl-EI Blue	PF233029	Fairing Decal Lh EI Blue	1
			PF233030	Fairing Decal Rh EI Blue	1
12.	36PF0051	Kit Fairing Dcl-E Black	PF233031	Fairing Decal Lh Ebony Black	1
			PF233032	Fairing Decal Rh Ebony Black	1
13.	36PF0052	Kit Tank Dcl-C Red	PF233033	Tank Decal Lh Candy Red	1
			PF233034	Tank Decal Rh Candy Red	1
14.	36PF0053	Kit Tank Dcl-EI Blue	PF233035	Tank Decal Lh EI Blue	1
			PF233036	Tank Decal Rh EI Blue	1
15.	36PF0054	Kit Tank Dcl-E Black	PF233037	Tank Decal Lh Ebony Black	1
			PF233038	Tank Decal Rh Ebony Black	1
16.	36PF0055	Kit S Cover Dcl-C Red	PF233039	Cover Side Decal Lh Candy Red	1
			PF233040	Cover Side Decal Rh Candy Red	1
17.	36PF0056	Kit S Cover Dcl-EI Blue	PF233041	Cover Side Decal Lh EI Blue	1
			PF233042	Cover Side Decal Rh EI Blue	1
18.	36PF0057	Kit S Cover Dcl-E Black	PF233043	Cover Side Decal Lh Ebony Black	1
			PF233044	Cover Side Decal Rh Ebony Black	1

# Kit List



Sr No	Kit Part No.	Kit Description	Consisting of Following Parts		
			Part No.	Description	Qty/Kit
19.	36PF0058	Kit S Cowl Dcl-C Red	PF233045	Cowl Seat Up Decal Lh Candy Red	1
			PF233046	Cowl Seat Up Decal Rh Candy Red	1
			PF233047	Cowl Seat Lr Decal Lh Candy Red	1
			PF233048	Cowl Seat Lr Decal Rh Candy Red	1
20.	36PF0059	Kit S Cowl Dcl-EI Blue	PF233049	Cowl Seat Up Decal Lh EI Blue	1
			PF233050	Cowl Seat Up Decal Rh EI Blue	1
			PF233051	Cowl Seat Lr Decal Lh EI Blue	1
			PF233052	Cowl Seat Lr Decal Rh EI Blue	1
21.	36PF0060	Kit Cowl Dcl-E Black	PF233053	Cowl Seat Up Decal Lh Ebn Black	1
			PF233054	Cowl Seat Up Decal Rh Ebn Black	1
			PF233055	Cowl Seat Lr Decal Lh Ebn Black	1
			PF233056	Cowl Seat Lr Decal Rh Ebn Black	1
22.	36JB0022	Kit Air Screw ( Mod )	JB581275	Screw Adjuster	1
			JB581240	O-Ring	1
			JB581244	Sping Compr Coil	1
			JB581245	Plain Washer	1
			JB581246	O- Ring	1
23.	36PA0013	Idling Screw Kit	JB581241	Screw Stop	1
			JB581240	O-Ring	1
			JB581242	Spring Compr	1
24.	36PA0014	Throttle Valve Kit	JB581265	Valve Throttle	1
			JB581235	Bar Clip	1
			JZ581206	Collar Magnet Holder	1
			JB581249	Spring Compr	1
25.	36PA0108	Carb. Gasket-'O' Ring Kit	PA581220	Gasket Float Chamber	1
			JB581239	Top Gasket	1
			JB581240	O-Ring	3
			JB581269	O-Ring 24X26 (Eng Side)	1

# Kit List



Sr No	Kit Part No.	Kit Description	Consisting of Following Parts		
			Part No.	Description	Qty/Kit
26.	PF541237	Assembly Magneto Cover	PF541238	Cover Magneto B104D	1
			JA541005	Bush Bendix	1
			PF541249	Label Magneto Cover B104D	1
27.	PF232603	Lock Kit	DU201056	Switch - Ignition	1
			DF201246	Key Set	1
			30141050	Rotor	1
			31161171	Lock For Side Cover	1
28.	PF541029	Assembly Crankcase Lh	39171519	Oil Seal 22X35X7	1
			39256220	Needle Roller Brg.	1
			PF541030	Crankcase Lh B104D	1
			PF541044	Insert Crankcase Lh B104D	1
			59200036	6203 Hn3 C3 Ball Bearing	1
			JA541036	Plug (Oil Control)	1
			DH101264	Gasket Neutral Switch( T1.5 )	1
			31201081	Switch Complete	1
			JA541005	Bush Bendix	1
39219019	Oil Seal	1			
29.	PF541031	Assembly Crankcase Rh	PF541018	Bushing Drum Bm150 4 Spd	1
			DH101380	Screw Pan Head(M6X12)	1
			JA541014	Bolt Shift Change	1
			JA541011	Needle Roller Bearing Hk1212	1
			PF541032	Crankcase Rh B104D	1
			PF541045	Insert Crankcase Rh B104D	1
			JA541015	Stud Inhibitor Mounting	1
			59200036	6203 Hn3 C3 Ball Bearing	1
			JA541010	Stopper Plate Input Bearing	1
			31101064	Plug	1
JA541012	Guide Kick	1			
39196404	Bolt-Flanged-Small	2			
JE541028	Pin K11	1			

# Kit List



Sr No	Kit Part No.	Kit Description	Consisting of Following Parts		
			Part No.	Description	Qty/Kit
30.	36JE0024	Kit Friction Plate	JE551410	Plate Clutch Friction - D102C	5
31.	36PA0123	Chain Sprocket Kit	PA141013	Sprocket Hub (43T)	1
			JB551000	Sprocket Output(14T)	1
			PA141011	Chain 120 Link - 420 Series	1
32.	36JZ0132	Starter Clutch Repair	DJ101109	Bush For Spring Starter	5
			DH101163	Roller Clutch(Dia 12X10)	5
33.	36DK0077	Kit For Starter Clutch	DK101596	Spring Starter Clutch	5
34.	36DU1007	Boss Kick Set - Ct 100	30101233	Boss	1
			30101234	Spring	1
			30101236	Ball - Steel	1
			30101235	Pin	1
			39085517	Circlip :- E-Type	1
35.	36JZ0023	Kit Primary Drive&Driven	PF551401	Clutch Hsg Assly Comp (Bm100)	1
			JZ531006	Gear Primary Drive	1
36.	36JZ0103	Clutch Plate Kit	30101096	Plate - Clutch	4
37.	36PA0121	Kit Cyl Comp Fork-D105A	PA121041	Seat Pipe	1
			30181020	Piston Ring	1
			JZ121013	Cap Oil Lock	1
			DM181008	Rebound Spring	1
38.	36314005	Steering Cone Kit	DH181025	Bearing Cone	1
			DJ181115	Cage Bearing Steering	1
			DH181023	Bearing Cone (Fork)	1
			DH181026	Bearing Race	2
			36001052	Grease Lithon Rr3	1
39.	36DZ0008	Kit Gear Meter Screw	31151064	Gear - Speedometer	1
			30151041	Gear Meter Screw	1

# Part Index



Part Number	Figure No.	Page No.	Part Number	Figure No.	Page No.
36 PF00 45	1	10	31 1510 14	19	60
JV 5110 12	3	2	31 1510 18	5	62
06 2010 83	2	84	31 1510 21	6	62
14 1510 21	4	60	31 1510 29	10A	62
22 1502 41	14	26	31 1811 08	6B	70
28 1012 14	9	32	31 2010 27	3	88
30 1010 96	5	32	31 2010 28	3	86
30 1011 42	18	28	31 2010 79	12	64
30 1410 28	6	72	31 2010 81	7	22
30 1410 32	4	72	33 1410 08	11	72
30 1410 39	19	72	36 0010 52	7	48
30 1510 38	13	60	36 3140 05	3	48
30 1510 38	16	62	36 DK00 17	21	64
30 1510 42	20	60	36 DU10 07	11	26
30 1510 69	11	60	36 DZ00 08	18	60
30 1510 69	14	62	36 JB00 22	3	34
30 1510 96	16	64	36 JE00 24	6	32
30 1611 57	4	56	36 JZ00 23	3	32
30 1710 22	11	52	36 JZ01 32	5	40
30 1810 11	2	48	36 PA00 13	4	34
30 1810 25	4	70	36 PA00 14	5	34
30 1810 26	5	70	36 PA01 08	6	34
30 1810 29	10	70	36 PA01 21	7	70
30 1910 38	9	64	36 PA01 23	2	62
30 2110 05	15	72	36 PF00 42	2	34
31 1011 73	6	12	36 PF00 43	1	80
31 1510 04	2	60	36 PF00 44	1	4
31 1510 07	10	60	36 PF00 46	1	28
31 1510 07	13	62	36 PF00 47	2	6

# Parts Index



Part Number	Figure No.	Page No.	Part Number	Figure No.	Page No.
36 PF00 48	1	6	36 PF00 97	9	96
36 PF00 49	7	96	36 PF00 98	10	98
36 PF00 50	7	96	36 PF00 99	10	98
36 PF00 51	7	96	36 PF01 00	10	98
36 PF00 52	8	96	36 PF01 01	10	98
36 PF00 53	8	96	36 PF01 02	10	98
36 PF00 54	8	96	36 PF01 03	10	98
36 PF00 55	9	96	39 0198 11	10	64
36 PF00 56	9	96	39 0422 15	9	56
36 PF00 57	9	96	39 0454 11	10	50
36 PF00 58	10	96	39 0553 02	11	50
36 PF00 59	10	96	39 0594 17	2	8
36 PF00 60	10	96	39 0694 15	19	64
36 PF00 61	9	8	39 0738 17	3	26
36 PF00 62	5	10	39 0740 11	8	72
36 PF00 63	10	96	39 0743 01	3	44
36 PF00 64	10	98	39 0781 11	2	50
36 PF00 65	10	98	39 0784 08	12	52
36 PF00 86	6	32	39 0789 12	17	64
36 PF00 87	5	32	39 0789 12	14	70
36 PF00 88	3	32	39 0807 08	14	64
36 PF00 89	7	96	39 0808 08	11	64
36 PF00 90	7	96	39 0939 15	16	50
36 PF00 91	7	96	39 0980 04	10	32
36 PF00 92	8	96	39 0987 17	4	14
36 PF00 93	8	96	39 0992 06	7	16
36 PF00 94	8	96	39 0993 11	6	26
36 PF00 95	9	96	39 0999 06	11	22
36 PF00 96	9	96	39 0999 06	4	24

# Parts Index



Part Number	Figure No.	Page No.	Part Number	Figure No.	Page No.
39 0999 06	4	30	39 2408 17	8	26
39 1000 06	2	10	39 2453 04	8	18
39 1001 20	13	32	39 2492 11	9	38
39 1013 21	23	60	39 2539 21	10	4
39 1041 19	10	28	39 2562 20	4	22
39 1062 04	18	88	39 2600 11	3A	32
39 1074 04	3	66	39 2608 01	3	4
39 1181 01	15	70	39 2629 21	5	4
39 1211 11	6	74	39 2669 21	14	8
39 1225 15	6	46	39 2682 20	4	62
39 1283 21	4	4	39 2726 12	4	50
39 1336 15	5	50	52 PF03 15	5	94
39 1364 20	3	62	52 PF03 16	5	94
39 1508 11	6	80	52 PF03 17	5	94
39 1510 11	7	60	52 PF03 18	6	96
39 1540 11	18	64	52 PF03 19	6	96
39 1540 11	6	92	52 PF03 20	6	96
39 1671 21	6A	28	52 PF03 24	4	94
39 1715 19	3	22	52 PF03 25	4	94
39 1789 24	1	74	52 PF03 26	4	94
39 1912 04	23	68	52 PF03 27	3	94
39 1943 04	18	42	52 PF03 28	3	94
39 1964 04	9	20	52 PF03 29	3	94
39 1981 04	20	14	52 PF03 35	2	94
39 2017 19	3	6	52 PF03 35	2	94
39 2179 24	3	72	52 PF03 35	2	94
39 2190 19	6	22	52 PF03 36	1	94
39 2249 15	20	66	52 PF03 37	1	94
39 2366 15	6	50	52 PF03 38	1	94

# Parts Index



Part Number	Figure No.	Page No.	Part Number	Figure No.	Page No.
52 PF03 58	12	98	59 0400 38	2	2
52 PF03 59	12	98	59 0400 38	12	22
52 PF03 60	12	98	59 0400 38	4	28
52 PF03 67	5	94	59 0400 38	2	30
52 PF03 68	6	96	59 1100 08	4	12
52 PF03 69	3	94	59 1200 03	3	12
52 PF03 73	4	94	59 1500 14	2	12
52 PF03 74	12	98	59 2000 36	4	20
52 PF03 75	1	94	59 2000 36	2	22
52 PF06 22	3	94	59 2100 23	16	22
52 PF07 26	3	94	59 2100 24	17	14
52 PF07 27	3	94	60 1114 05	9	88
52 Pf07 28	5	94	60 1114 15	16	88
52 Pf07 29	5	94	60 1114 17	17	88
52 Pf07 30	5	94	AP 1012 55	2	72
52 Pf07 31	6	96	BF 5612 19	4	18
52 Pf07 32	6	96	CF 1110 19	17	42
52 Pf07 33	6	96	CL 2010 23	13	82
52 PF07 34	4	94	CM 2010 54	11	76
52 PF07 35	4	94	CS 1011 28	11	8
52 PF07 36	4	94	DD 1010 97	12	26
52 PF07 40	1	94	DD 1110 11	12	42
52 PF07 41	1	94	DD 1110 12	10	42
52 PF07 42	1	94	DD 1110 18	17	42
56 PF70 3B	11	98	DD 1110 48	11	42
56 PF70 3E	11	98	DD 1211 81	8	28
56 PF70 6S	11	98	DD 1412 27	9	72
59 0400 06	12	70	DD 1610 78	3	64
59 0400 31	7	8	DD 1810 32	6	70

# Parts Index



Part Number	Figure No.	Page No.	Part Number	Figure No.	Page No.
DD 1911 42	25A	68	DH 1110 13	15	42
DD 1911 48	6	66	DH 1110 15	13	42
DD 2010 02	11	86	DH 1210 38	14	36
DD 2010 11	4	86	DH 1510 29	20	64
DD 2011 70	27	68	DH 1610 66	8	56
DF 1411 28	17	72	DH 1611 21	5	56
DF 1611 02	7	56	DH 1810 14	5	48
DF 1810 91	14	66	DJ 1610 69	4	54
DF 1810 92	15	66	DJ 1610 72	8	86
DG 1010 29	4	6	DJ 1811 15	4	48
DG 1013 39	10	18	DJ 2011 08	19	66
DG 1210 25	13	36	DJ 2011 73	10	54
DG 1210 40	8	2	DJ 2012 19	11	88
DG 1210 40	11	36	DJ 2210 03	11	66
DG 1410 19	14	72	DJ 2210 04	12	66
DG 1611 18	3	74	DK 1015 95	6	40
DG 1611 21	2	74	DK 1016 10	8	38
DG 1611 24	3	56	DK 2010 49	6	48
DG 1612 24	4	52	DK 2110 07	4	44
DG 1710 25	3	50	DL 1910 13	7	66
DH 1010 48	6	8	DM 1510 25	2	58
DH 1012 64	8	22	DM 1510 28	5	58
DH 1013 01	6	38	DM 1810 10	20	70
DH 1013 80	6	20	DP 1410 20	13	72
DH 1013 80	10	22	DP 1610 94	16	36
DH 1013 80	7	42	DP 1611 44	15	86
DH 1013 92	10	8	DP 1611 45	9	86
DH 1013 95	5	38	DP 1611 63	10	52
DH 1015 09	11	18	DP 1611 70	14	52



# Parts Index



Part Number	Figure No.	Page No.	Part Number	Figure No.	Page No.
DP 1710 06	8	50	DU 1611 02	8	74
DP 1810 21	5	82	DU 1611 19	10	74
DP 1810 21	13	86	DU 1910 21	14	76
DP 1810 40	10	82	DU 2011 08	1	82
DP 1810 41	9	82	DU 2011 10	14	82
DP 2010 44	6	86	DU 2011 11	15	82
DP 2210 11	2	90	DX 1510 10	10	62
DS 1011 17	4	26	DX 1910 09	25	68
DS 1011 54	7	12	DZ 1410 40	7	72
DS 1012 15	11	28	DZ 1410 75	12	72
DS 1099 05	8	8	DZ 1710 09	9	50
DS 1211 26	12	36	DZ 1910 25	10	76
DS 1410 09	1	72	DZ 1910 28	12	76
DS 1510 49	3	58	DZ 2010 02	5	72
DS 1510 53	6	58	DZ 2010 15	5	86
DS 1510 90	17	62	DZ 2010 44	5	66
DS 1510 91	17	60	FD 1010 78	2	24
DS 1510 94	16	60	FD 1810 20	18	66
DS 1510 94	20	62	FD 1810 30	4	66
DS 1510 95	15	60	FD 1810 31	13	66
DS 1611 25	3	54	FD 18101 9	16	66
DS 1612 24	9	54	GF 2010 53	11A	88
DS 1810 12	11	70	GL 1810 99	23	52
DS 1810 15	16	70	JA 1132 02	2	56
DS 1910 52	8	66	JA 1134 03	5	46
DS 2010 25	4	88	JA 1210 03	14	50
DT 1812 65	4	74	JA 1312 05	9	62
DU 1011 90	5	6	JA 1316 06	21	60
DU 1012 13	19	14	JA 5112 11	6	6

# Parts Index



Part Number	Figure No.	Page No.	Part Number	Figure No.	Page No.
JA 5112 16	4	8	JA 5814 06	11	4
JA 5210 18	3	8	JA 5910 40	2	38
JA 5210 19	13	8	JA 6210 02	5	26
JA 5210 19	5	28	JA 6210 06	2	26
JA 5310 07	14	32	JA 6212 01	10	26
JA 5310 12	8	12	JA 6212 06	13	26
JA 5310 15	5	12	JB 1220 11	22	62
JA 5410 05	5	22	JB 1310 19	23	62
JA 5410 05	5	30	JB 1312 23	15	62
JA 5410 10	5	20	JB 1312 24	19	62
JA 5410 11	3	20	JB 1312 25	21	62
JA 5410 12	8	20	JB 1316 05	18	62
JA 5410 14	7	20	JB 4014 00	1	66
JA 5410 16	3	24	JB 4022 02	7	10
JA 5410 21	15	22	JB 5110 11	5	2
JA 5410 28	6	42	JB 5110 15	6	2
JA 5412 11	14	28	JB 5110 19	7	4
JA 5412 12	15	28	JB 5310 21	9	12
JA 5412 25	13	28	JB 5510 00	18	14
JA 5412 35	10	20	JB 5514 08	4	32
JA 5412 36	16	28	JB 5514 12	8	32
JA 5412 37	17	28	JB 5710 05	1	24
JA 5510 02	3	14	JB 5710 06	5	24
JA 5510 04	7	14	JB 5812 29	7	34
JA 5510 08	15	14	JB 5812 30	8	34
JA 5510 09	16	14	JB 5812 37	12	34
JA 5514 06	2	32	JB 5812 56	9	34
JA 5514 20	12	32	JB 5812 58	13	34
JA 5610 02	5	16	JB 5812 60	11	34

# Parts Index



Part Number	Figure No.	Page No.	Part Number	Figure No.	Page No.
JB 5812 72	12	4	JK 1310 18	25	60
JD 1410 03	1	62	JK 1310 19	24	60
JD 1610 02	6	64	JK 1310 23	5	60
JD 1610 06	7	64	JK 1310 24	14	60
JD 3512 06	14	42	JK 1310 25	12	60
JD 4022 17	24	68	JK 1310 37	1	58
JD 4022 17	10	88	JK 1312 03	26	62
JD 5210 02	3	10	JK 1318 06	9	60
JD 5610 04	3	16	JK 1318 07	6	60
JD 5610 11	6	16	JK 1910 05	5	44
JE 5210 16	12	8	JK 4010 07	6	84
JE 5310 01	2A	12	JK 4010 08	7	84
JE 5410 28	11	20	JK 4010 09	1	84
JE 5410 38	17	22	JK 4010 10	4	84
JE 5410 42	5	42	JL 1812 19	5	74
JE 5514 09	15	32	JL 4018 01	15	88
JE 5910 02	3	38	JL 5412 27	12	28
JE 6210 03	9	26	JN 3516 04	5	88
JE 6210 04	9A	26	JV 5110 11	4	2
JG 1812 59	5	80	JV 5110 13	1	2
JG 4018 08	12	88	JW 1510 29	19	70
JG 5710 24	13	22	JW 3514 00	4	10
JH 5612 00	6	18	JW 5410 05	2	28
JK 1130 08	13	52	JW 5612 06	2	18
JK 1210 07	17	70	JW 5612 08	3	18
JK 1210 09	18	70	JW 5910 30	7	38
JK 1220 02	12	50	JZ 1112 92	10	48
JK 1220 04	13	50	JZ 1610 19	2	64
JK 1310 16	22	60	JZ 1718 29	10	72

# Parts Index



Part Number	Figure No.	Page No.	Part Number	Figure No.	Page No.
JZ 2328 05	10	86	KC BA10 06	12	62
JZ 4014 03	10	66	KC GA06 06	13	76
JZ 4016 00	1	88	KC GA08 08	9	46
JZ 5412 14	7	28	KC GA10 10	3	84
JZ 5512 05	13	14	KC GD05 05	12	86
JZ 5610 02	4	16	KC GD06 06	7	86
KA CA08 22	7	92	KC GF10 10	5	84
KA DA06 10	18	86	KD AA04 08	2A	82
KA DA06 10	14	88	KD AA12 22	15	50
KA DC06 10	3	80	KD BA05 12	16	86
KA DD08 14	2	88	KD BA06 13	3	76
KA DD08 20	7	52	KD BA08 18	4	64
KA DD08 22	15	52	KD CB08 16	6	52
KA DF06 10	7	54	KH AA32 35	6	56
KA DF06 12	7	74	KP BB62 00	3	60
KA DF06 14	17	36	KP BB63 00	1	60
KA DF06 14	8	54	KP BC60 04	8	62
KA DF06 16	16	42	LA C000 52	5	42
KA DF06 16	6	82	LA D000 01	3	46
KA DF06 16	14	86	LA D000 11	4	40
KA DF06 25	2	54	LA D000 48	8	46
KA DF06 25	16	72	LA D000 48	4	92
KA DF08 16	5	64	LA D001 21	4	46
KA DF08 16	2	92	LA D001 26	5	52
KB AB06 08	8	42	LA D001 27	4	80
KB CC05 14	5	78	LA D001 27	19	88
KB RA42 16	2	82	LA D001 31	5	92
KB UA05 10	17	86	LA J000 02	6	4
KB UA06 16	2	76	LC G000 01	2	46

# Parts Index



Part Number	Figure No.	Page No.	Part Number	Figure No.	Page No.
LC J000 01	8	60	PF 1130 12	1	52
LD B000 44	5	18	PF 1130 13	2	52
LJ A000 04	14	22	PF 1130 14	8	52
PA 1134 16	1	46	PF 1130 16	9	52
PA 1134 17	1A	46	PF 1130 28	3	52
PA 1210 17	9	70	PF 1130 30	8A	52
PA 1210 42	8	70	PF 1130 31	9A	52
PA 1312 04	4	58	PF 1130 32	17	52
PA 1610 04	13	64	PF 1130 33	16	52
PA 1610 06	1	64	PF 1130 36	20	52
PA 1612 07	6	44	PF 1130 44	18	52
PA 1612 08	1	78	PF 1130 45	19	52
PA 1612 11	2	44	PF 1130 46	21	52
PA 1612 17	4	78	PF 1130 47	22	52
PA 2310 02	1	90	PF 1132 03	1	56
PA 2312 11	1	92	PF 1132 06	1A	56
PA 4018 10	3	88	PF 1132 07	2	56
PA 5212 14	6	10	PF 1134 03	7	46
PA 5510 02	1	14	PF 1210 43	1	70
PA 5512 05	14	14	PF 1210 57	2	70
PA 5512 06	12	14	PF 1210 64	3	70
PA 5512 07	2	14	PF 1210 73	6A	70
PA 5810 53	15	36	PF 1210 76	13	70
PA 5812 21	10	34	PF 1210 79	17	66
PA 5812 24	8	4	PF 1210 86	2	70
PA 6210 05	7	26	PF 1210 88	1	70
PF 1110 60	1	48	PF 1210 90	3	70
PF 1110 92	8	48	PF 1210 99	21	70
PF 1110 96	9	48	PF 1211 00	22	70

# Parts Index



Part Number	Figure No.	Page No.	Part Number	Figure No.	Page No.
PF 1211 01	8	70	PF 1812 37	3	82
PF 1220 12	1	50	PF 1812 38	4	82
PF 1220 14	7	50	PF 1812 39	11	82
PF 1220 19	15	64	PF 1812 46	7	82
PF 1220 25	1	50	PF 1812 48	8	82
PF 1220 26	7	50	PF 1814 22	6	54
PF 1312 35	11	62	PF 1814 23	1	54
PF 1312 36	25	62	PF 1814 24	5	54
PF 1312 37	24	62	PF 1910 11	1	44
PF 1312 39	7	62	PF 2312 04	3	92
PF 1510 15	2	66	PF 2312 05	8	92
PF 1610 05	9	66	PF 2312 06	3A	92
PF 1610 06	8	64	PF 2326 03	26	68
PF 1610 07	21	68	PF 2326 03	18	72
PF 1610 09	6	66	PF 2326 03	9	74
PF 1610 11	25	68	PF 2326 04	26	68
PF 1610 13	22	68	PF 2331 10	13	98
PF 1610 14	6	66	PF 2331 11	13	98
PF 1610 15	7	66	PF 2331 27	13	98
PF 1610 16	6	66	PF 2331 76	14	98
PF 1612 18	2	78	PF 3510 04	2	42
PF 1612 19	3	78	PF 3510 13	1	42
PF 1612 20	1	78	PF 3510 15	1	42
PF 1612 26	3	78	PF 3510 17	2	42
PF 1612 27	1	78	PF 3510 24	2	42
PF 1812 14	1	76	PF 3510 25	1	42
PF 1812 19	2	80	PF 3510 28	1	42
PF 1812 21	13	88	PF 3512 06	3	42
PF 1812 36	12	82	PF 3512 17	9	42

# Parts Index



Part Number	Figure No.	Page No.	Part Number	Figure No.	Page No.
PF 3512 19	9A	42	PF 5410 31	1A	20
PF 3512 20	3	42	PF 5410 42	1	22
PF 3516 01	3	40	PF 5412 37	1	30
PF 4014 17	5	66	PF 5412 40	6	30
PF 4018 10	12A	88	PF 5412 42	6	42
PF 4018 11	12B	88	PF 5412 43	3	28
PF 4018 12	15	88	PF 5412 44	7	30
PF 4018 14	20	88	PF 5412 48	7	30
PF 4020 00	4	42	PF 5412 49	3	30
PF 4020 01	4	42	PF 5412 50	6	28
PF 4022 18	8	88	PF 5412 51	8	30
PF 4022 20	8	88	PF 5412 53	7	30
PF 4022 23	7	88	PF 5412 54	7	28
PF 4022 24	6	88	PF 5412 56	1	28
PF 4022 29	8	88	PF 5510 03	8	14
PF 4022 31	8	88	PF 5512 00	6	14
PF 4024 12	4	76	PF 5512 01	5	14
PF 5010 37	1	20	PF 5512 03	10	14
PF 5010 40	1	20	PF 5512 04	11	14
PF 5010 58	1	20	PF 5512 06	9	14
PF 5010 71	1	20	PF 5514 07	9	28
PF 5010 71	1	30	PF 5514 11	7	32
PF 5110 61	2	4	PF 5514 12	1	32
PF 5112 03	5	8	PF 5514 13	1	32
PF 5112 09	1	8	PF 5514 22	10	32
PF 5112 10	1	8	PF 5514 23	9	32
PF 5310 11	1	12	PF 5514 26	7	32
PF 5410 18	2	20	PF 5514 27	8	32
PF 5410 29	1	22	PF 5514 28	4	32

# Parts Index



Part Number	Figure No.	Page No.	Part Number	Figure No.	Page No.
PF 5610 00	1	16	YD Z050 06	2	86
PF 5610 02	2	16	YP F080 01	1	38
PF 5610 05	5	16	YP F080 06	9	76
PF 5610 06	1	16	YP F080 07	8	76
PF 5612 00	1	18	YP F080 08	7	76
PF 5612 03	7	18	YP F080 09	6	76
PF 5612 09	7	18	YP F080 10	5	76
PF 5614 00	9	18	YP F080 11	6	76
PF 5810 38	1	36	YP F080 12	9	76
PF 5810 40	5	36	YP F080 15	7	76
PF 5810 44	3	36	YP F080 16	8	76
PF 5810 45	2	36	YP F080 17	5	76
PF 5810 46	4	36			
PF 5810 47	7	2			
PF 5810 47	10	36			
PF 5810 48	9	36			
PF 5810 49	8	36			
PF 5810 51	7	36			
PF 5810 52	6	36			
PF 5812 15	1	34			
PF 5813 09	14	34			
PF 5814 10	9	4			
PF 5911 46	4	38			
PF 6210 03	1	26			
PF 6212 00	10	26			
PF 6214 00	1	40			
PF 6214 02	9	22			
PF 6214 03	2	40			
YD Z050 05	1	86			